



Synthetic Biology

Risks, rewards, and opportunities

Andrew Hessel

ahessel@gmail.com


Cross Cancer Institute, October 23 2007

Synthetic biology is a basket of technologies that facilitate the engineering of living organisms

**Potentially the single most important
technology of this century...**



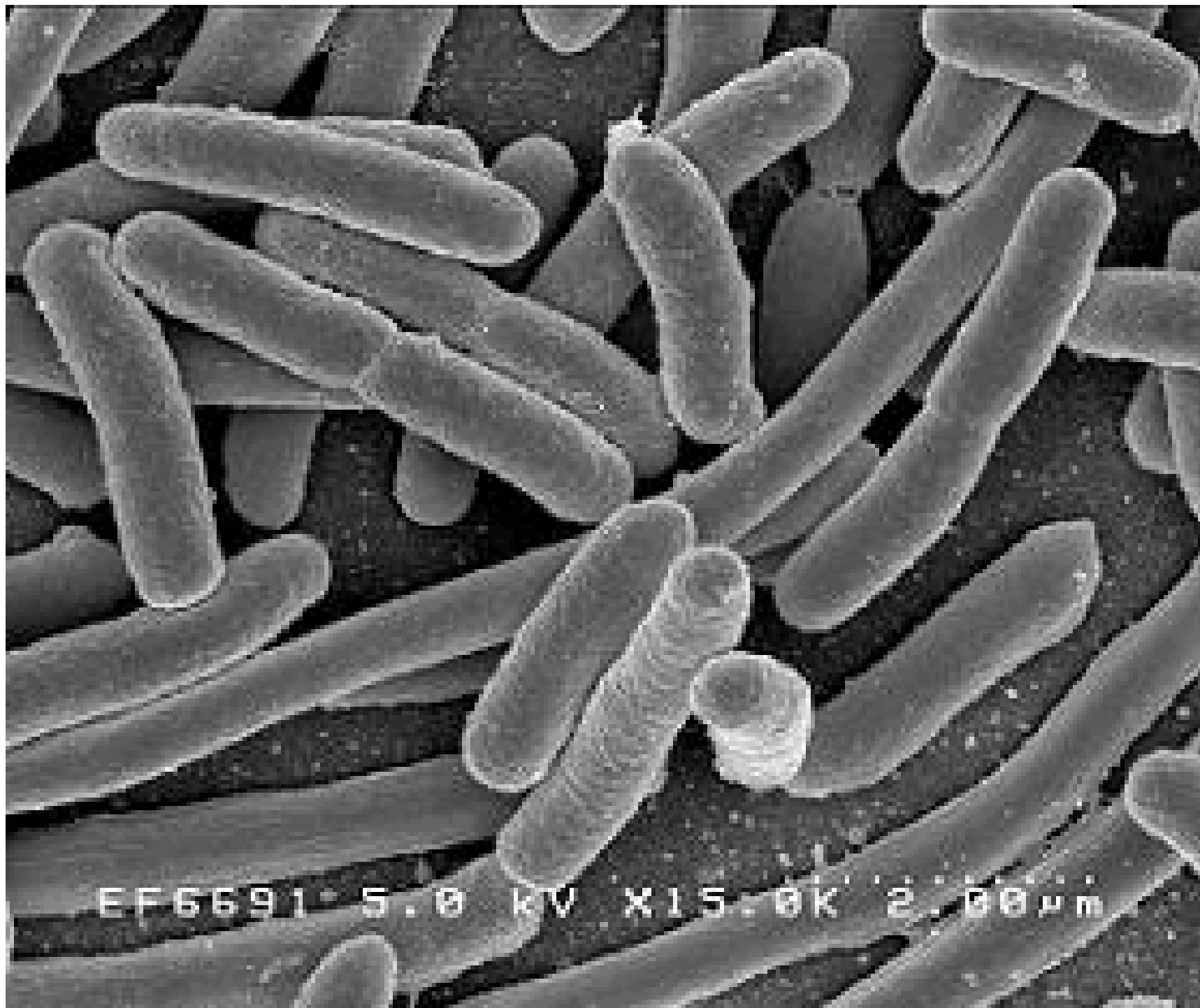




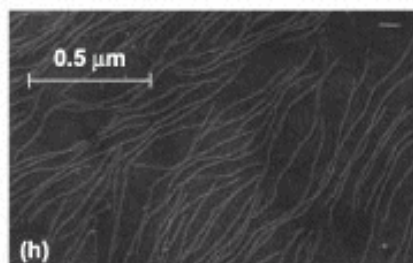
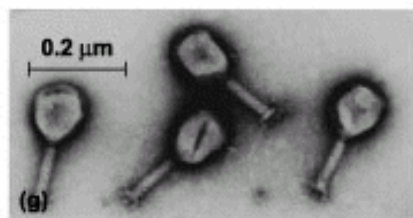
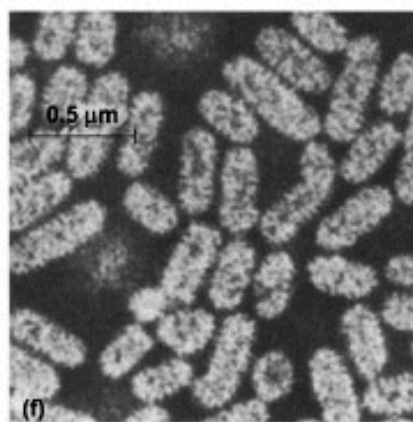


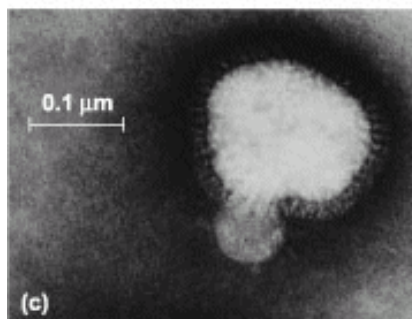
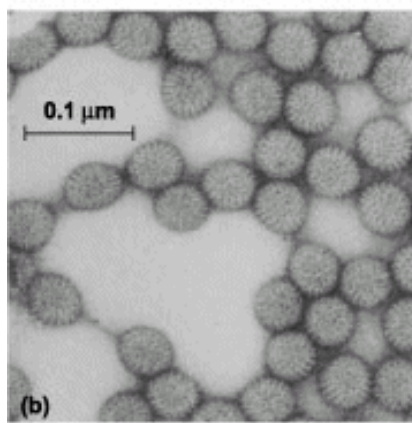









EF6691 5.0 kV X15.0k 2.00um



Bits (0s,1s) encode information for digital electronic processors (computers)

DNA encodes information for analog biochemical processors (cells)

DNA is source code for biological systems

Change the code, change metabolism











Genomes are special programs that encode:

- Instructions for biochemical processors
- Machinery to duplicate the processor and install the program onto processors

Equivalent in computing not to an operating system but to all the software it would take to run a production line at Apple or Dell Inc.



C:\Command.com



16

32

64

1


2


4

H

D

N





0x00000:4D5A 7400 B800 0000 2604 0100 FFFF 0000

0x00010:0000 0000 0001 0000 1E00 0000 0100 0000

0x00020:0000 0000 0000 0000 0000 0000 0000 0000

0x00030:0000 0000 0000 0000 0000 0000 0000 0000

0x00040:2433 2433 454E 5501 00B5 014E 5343 4F00

0x00050:0306 0016 001A 0001 04FF FF48 0302 0056

0x00060:0303 0061 0308 006C 0302 01FF FF7A 0303

0x00070:CCEA 0383 03EB 03A4 03EC 03BC 03ED 03D2

0x00080:03EE 03ED 03EF 0313 04F0 032A 04F1 033C

0x00090:04F2 034D 04F3 0369 04F4 0380 04F5 03B6

0x000A0:04F6 03CD 04F7 03D8 04F8 03F8 04F9 031E

0x000B0:05FA 033F 05FB 034F 05FC 0357 05FD 0363

MZt.,...&...ÿÿ..

.....

.....

.....

\$3\$3ENU..µ.NSC0.

.....ÿÿH...V

...a...l...ÿÿz..

Îê.f.ë.æ.ì.¼.í.Ò

.î.í.í...ð.*.ñ.<

.ò.M.ó.i.ô.□.õ.¶

.ö.Í.÷.ø.¸.ù..

.ú.?.û.0.ü.W.ý.c

Pos : 0

Size : 93812



ATG-TCA-AAT-AAA-AGT-AAT-GAT-AAT-GGC-AGA-GCA-TAT-GAG-TTT-GCA-TTT-ATA-AAT-GAA-
TTA-GGA-CGC-ATT-GCA-ACT-CAA-AAT-CAG-AAT-ATA-AAT-ATC-GAA-AAG-AAT-TCT-AGC-TAT-
TAC-GTA-GTT-GAG-AAA-TCT-TGG-AGT-ACA-TTA-TCG-GAT-CTT-GAA-AAA-GAA-AAA-TAT-ACA-
AAA-AGT-GCA-ATT-GCT-GGT-ATC-AAT-CTT-ATA-ACA-AGC-TTA-GAG-CCA-ATA-ATA-GAA-GAT-
GGT-AAT-GGT-GTA-TTA-AAC-TTA-AAA-ATA-CAA-GCT-GAT-AAT-AAA-GGT-GAA-TTA-GGC-GAT-
ATT-AGA-GAT-ATT-TTA-ATT-CAA-AGA-GAA-AAT-ATT-AAT-TGG-GAA-ATT-GGT-TTA-AGT-TTA-
AAA-CAT-AAT-CAT-TTT-GCT-GTG-AAA-CAT-AGT-CGT-TTA-TCA-CAT-AAA-ATT-GAT-TTT-TCA-
GAA-AAA-TGG-TTC-CAA-TTA-CCT-TCT-TCT-CAA-AAT-TAT-TGG-GAT-AAT-ATA-CTC-CCT-ATT-
TTT-GAG-AAA-TTA-GAA-ATT-TAT-AAA-AAA-GAT-AAA-ATA-AAA-TGG-AGA-GAG-TTA-TCT-AAT-
AAA-GAA-GAT-TGC-ATT-TAT-TAT-CCC-ATA-CTT-AAA-TCA-TTT-ATA-GCA-GAA-ATT-AAA-GAA-
AAG-TAT-GAT-AAA-TAT-AAT-TCT-ATT-GTT-CCA-CAG-AGA-ATG-GTT-GAA-TAT-TTA-CTT-GGA-
TAT-TTT-GAT-TTC-TAT-AAA-ATC-ATA-AGT-CAA-GAT-AAT-AAG-AAA-CTA-ACA-TCT-ATT-CAA-
TCA-TTT-AAT-TTA-CGT-GGA-ACA-CTA-AAT-AAA-CCC-TCT-AAA-AAA-CGA-AAG-GCA-GAC-ATT-
TTT-ATA-CCT-GTA-GCT-AAT-TTA-CCA-ACT-AGA-ATC-ATT-GAT-ATA-GAT-TTT-AAG-CCA-AAT-
AGT-AAA-AAC-ACG-GTT-GAA-TTA-TAT-TTA-GAT-AAA-GGA-TGG-CAA-TTT-AGT-TTT-AGA-ATA-
CAT-AAT-GCT-TCT-ACT-ATT-ATT-GAA-CCG-AGC-TTG-AAA-TTT-GAT-ATA-AAA-CTT-ATT-GGT-
GTT-CCT-GCC-ACA-ATA-ATT-TGT-TTA-GAG-ACC-CCT-TGG-GAA-GAA-TGA





1980
500 bp/day (manual)



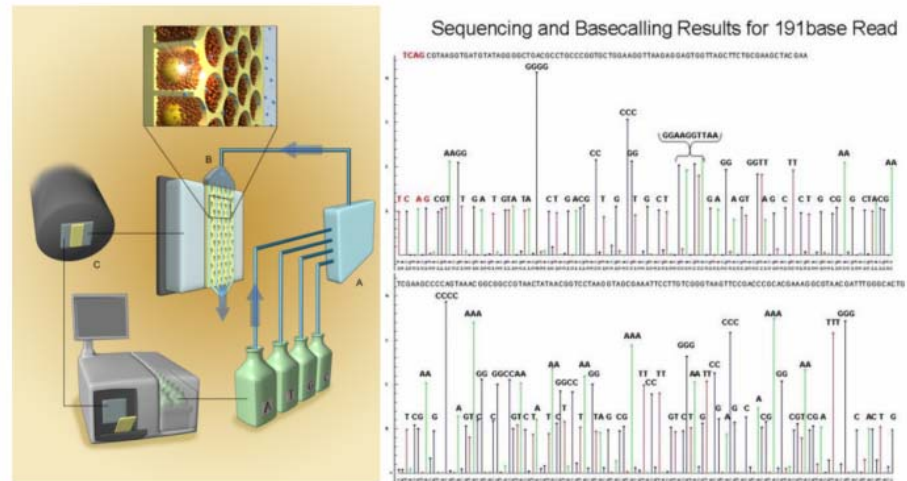
1987
36,000 bp/day (semi-auto)



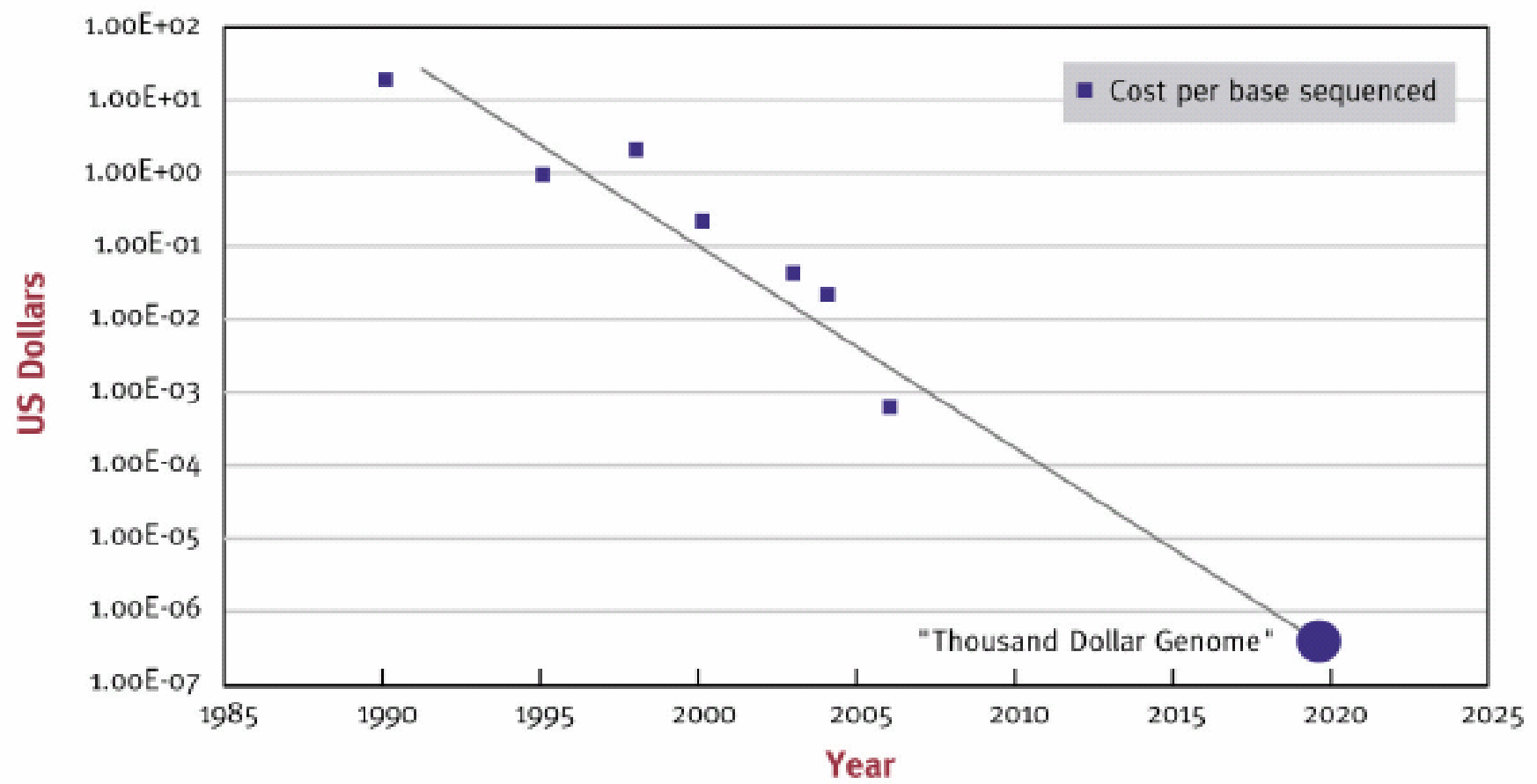
1995
144,000 bp/day (semi-auto)



1998
500,000 bp/day (automatic)

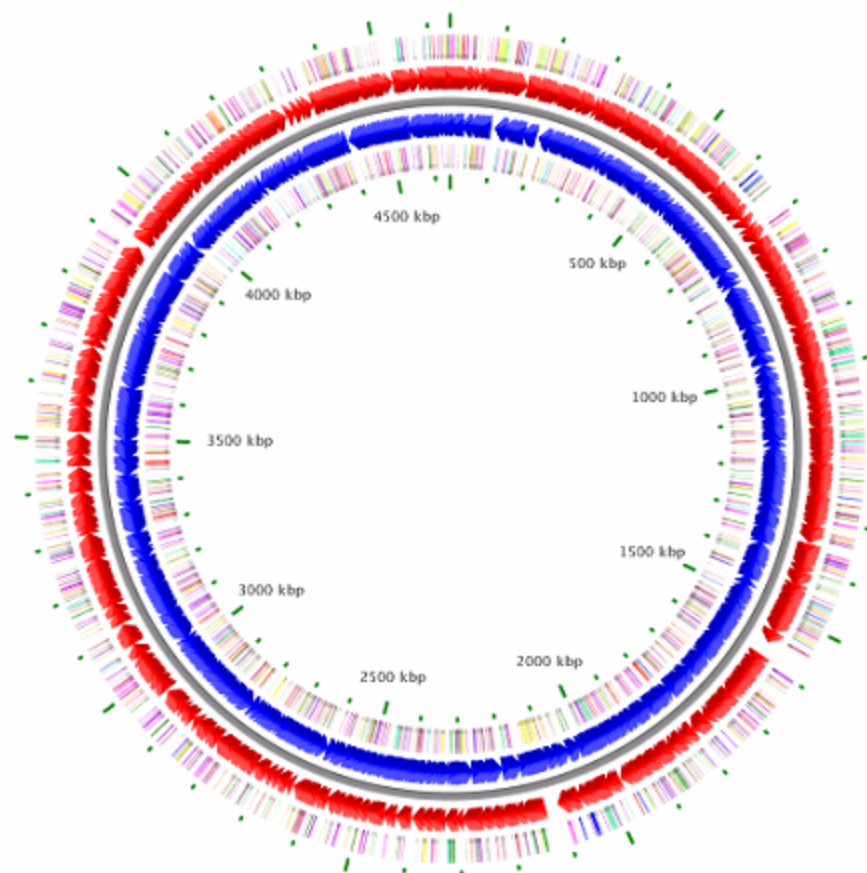


2007 – Sequencing by Synthesis



Source: R. Carlson, Bio-era

E coli K12 complete genome



BASys: Friday April 15 09:42:20 2005

Length: 4,639,675 bp; Genes: 4,254

BASys

Genes encoding proteins

- Forward strand
- Reverse strand

Genes encoding functional RNA

- Forward strand
- Reverse strand

COG functional categories

Information storage and processing

- Translation, ribosomal structure and biogenesis
- Transcription
- DNA replication, recombination and repair

Cellular processes

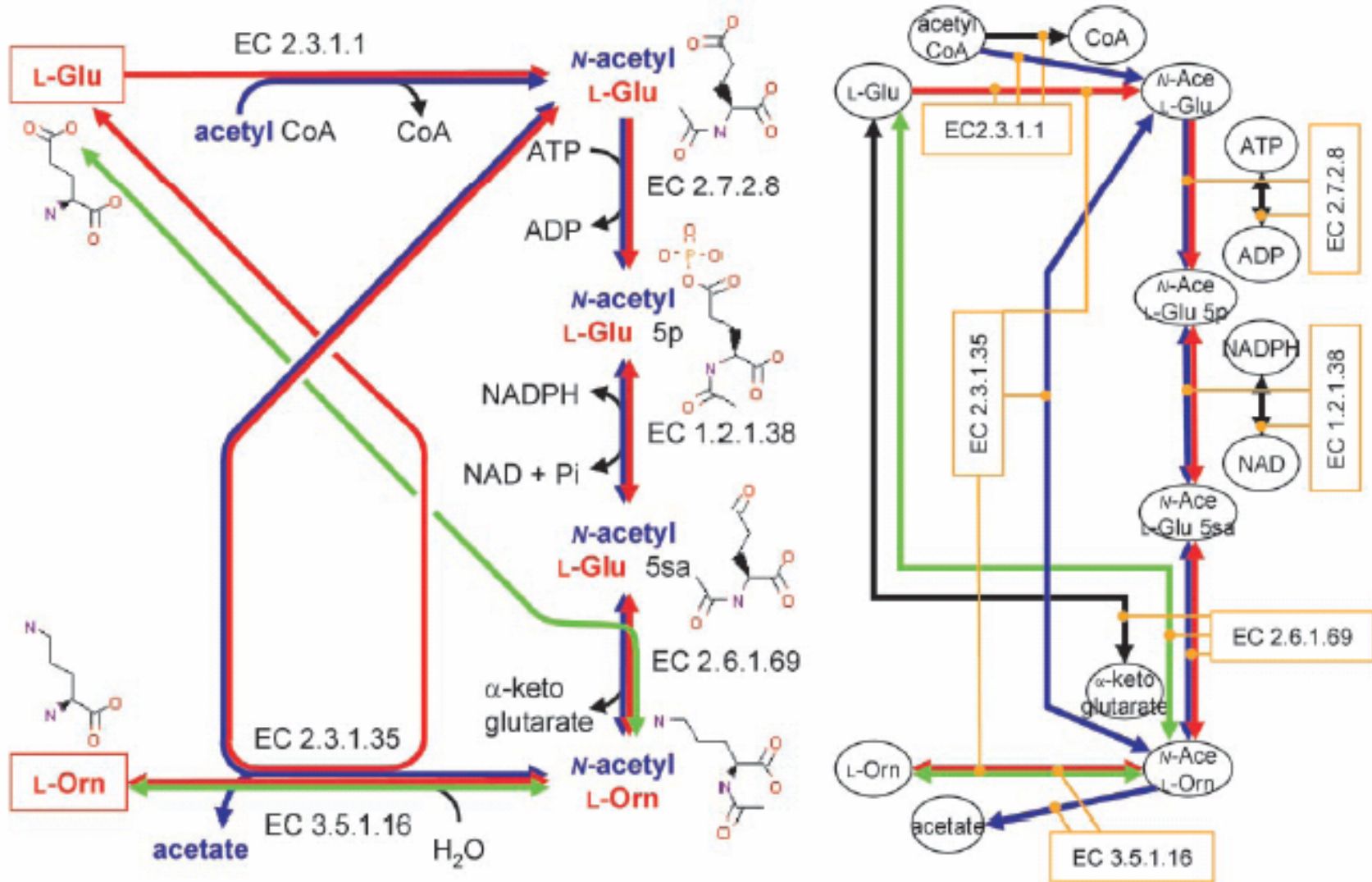
- Cell division and chromosome partitioning
- Posttranslational modification, protein turnover, chaperones
- Cell envelope biogenesis, outer membrane
- Cell motility and secretion
- Inorganic ion transport and metabolism
- Signal transduction mechanisms

Metabolism

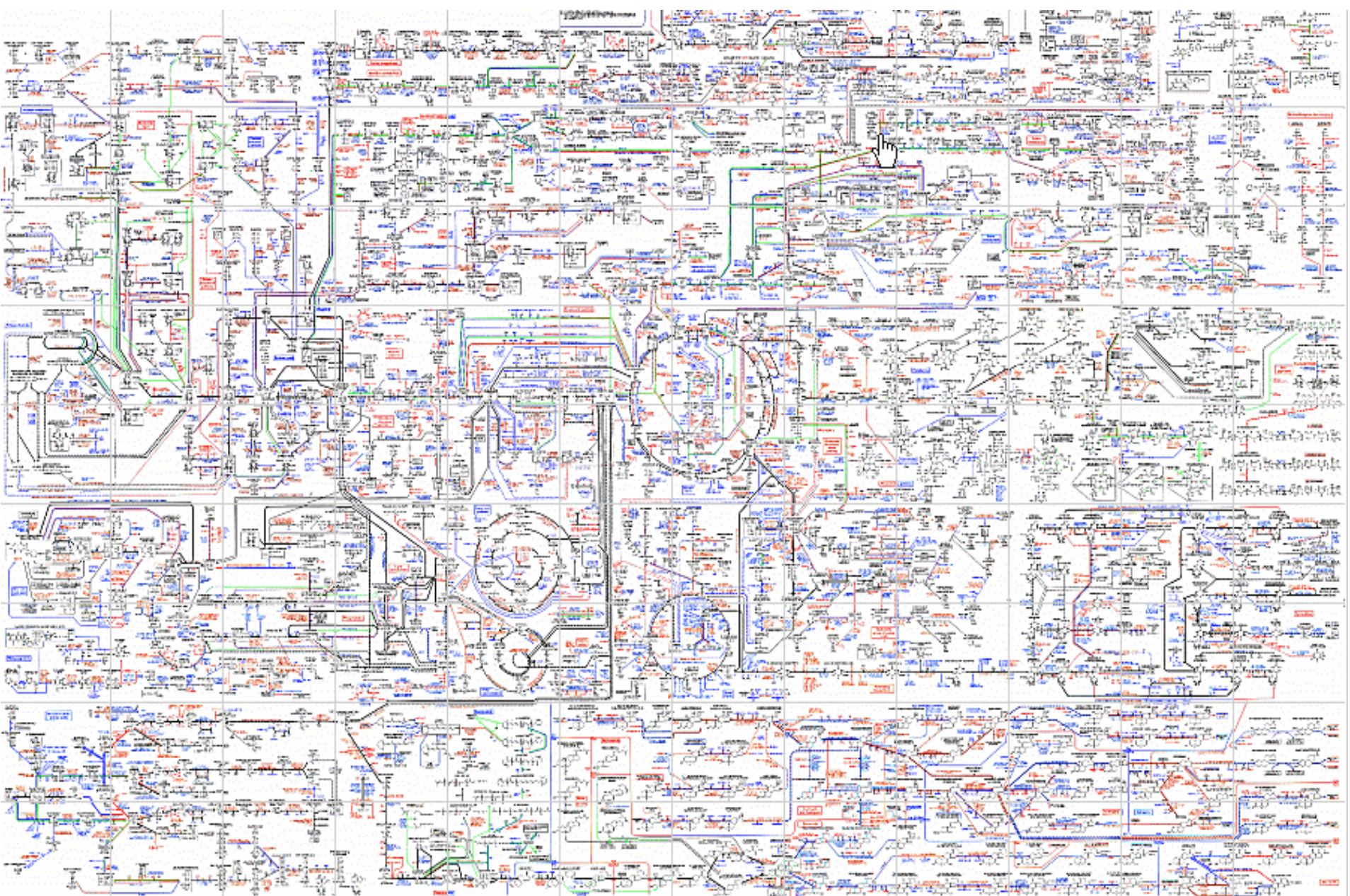
- Energy production and conversion
- Carbohydrate transport and metabolism
- Amino acid transport and metabolism
- Nucleotide transport and metabolism
- Coenzyme metabolism
- Lipid metabolism
- Secondary metabolites biosynthesis, transport and catabolism

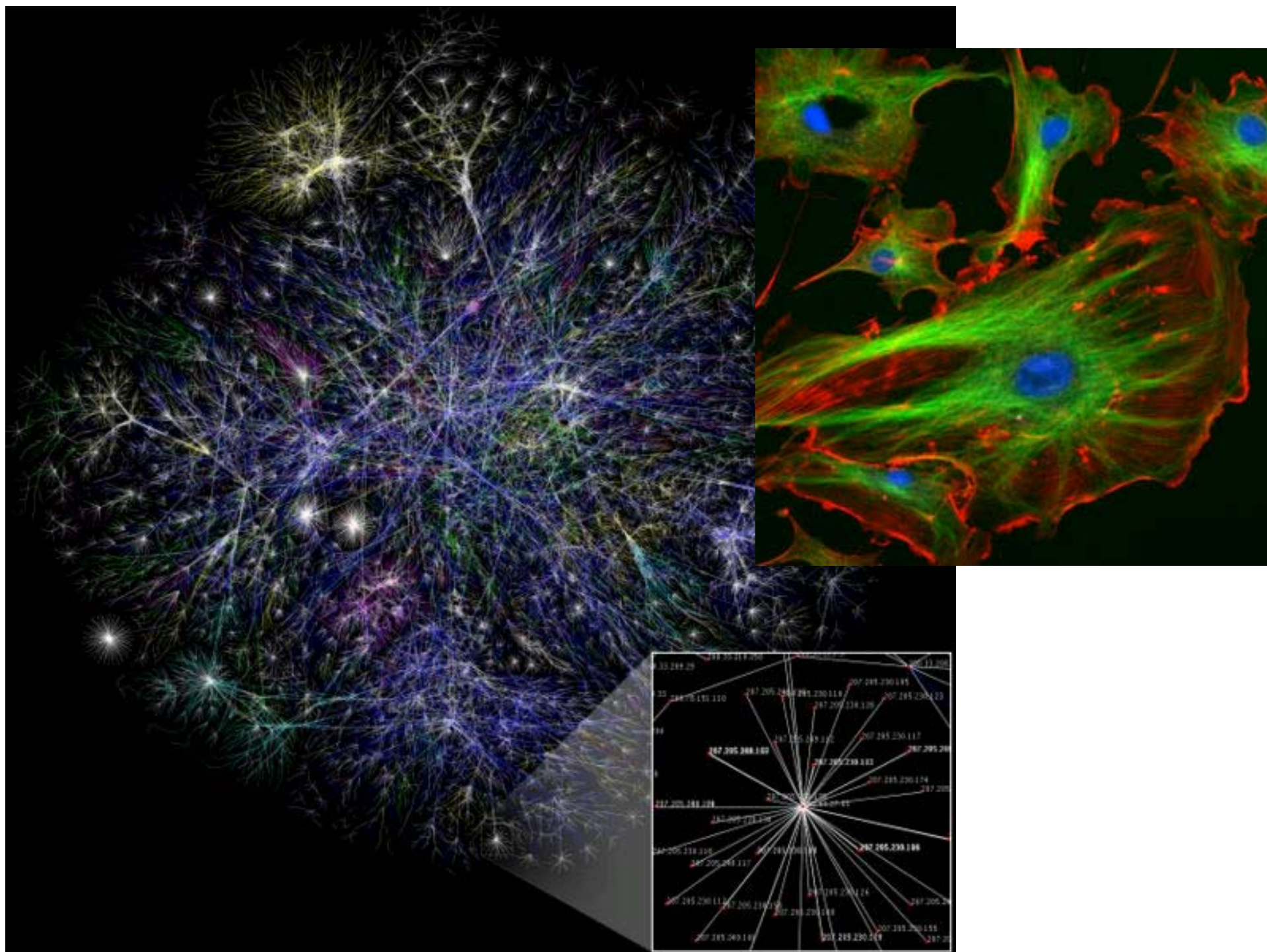
Poorly characterized

- General function prediction only
- Function unknown



Ornithine biosynthesis





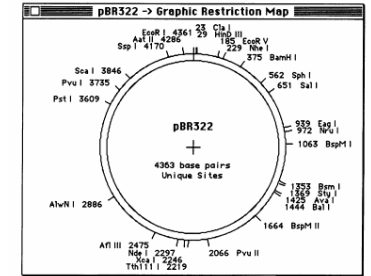
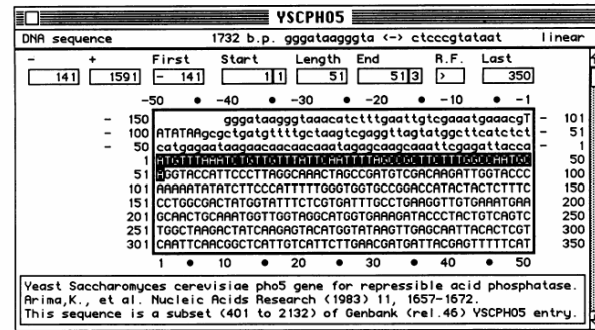


'DNA Strider': a 'C' program for the fast analysis of DNA and protein sequences on the Apple Macintosh family of computers

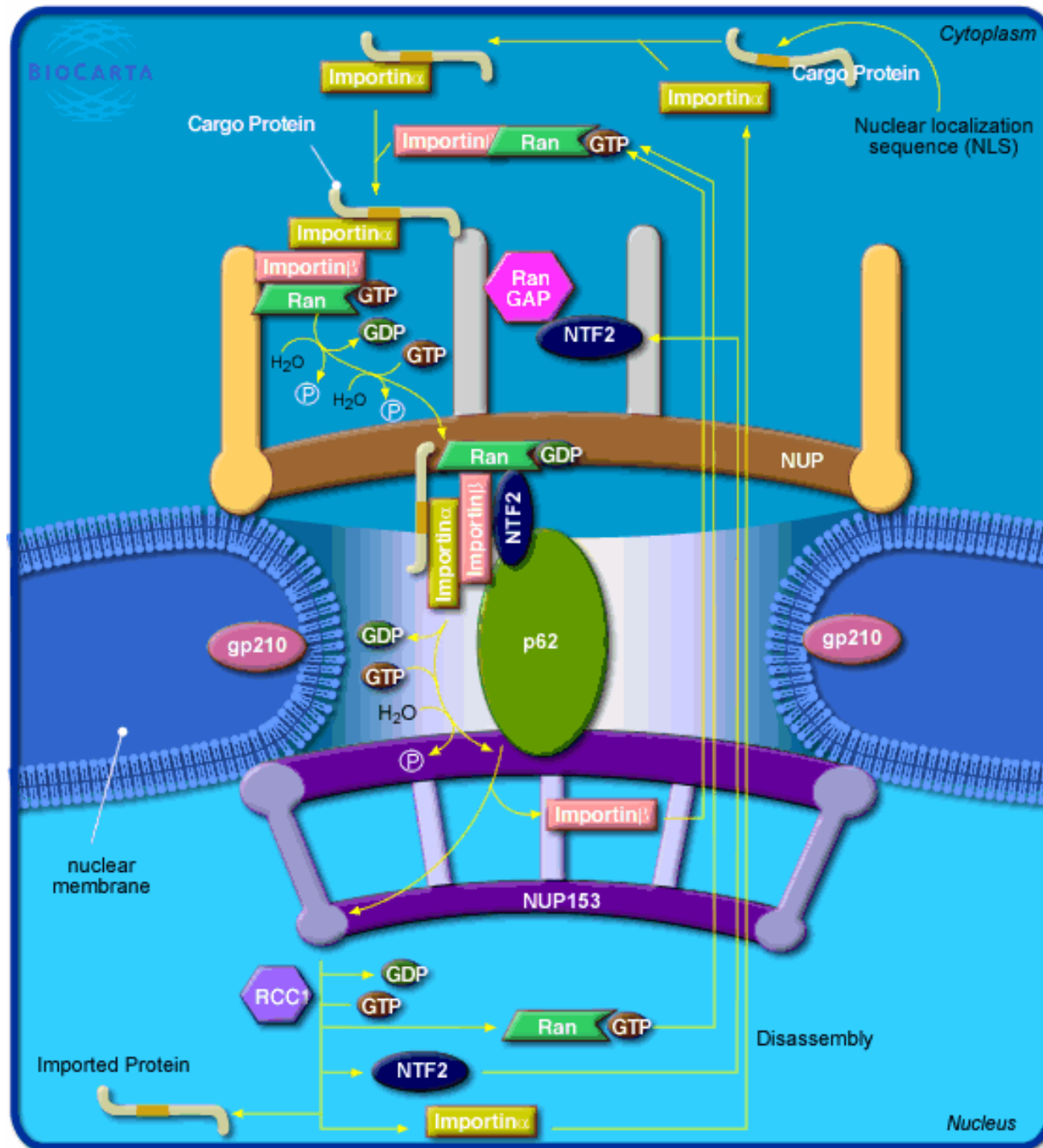
Christian Marck

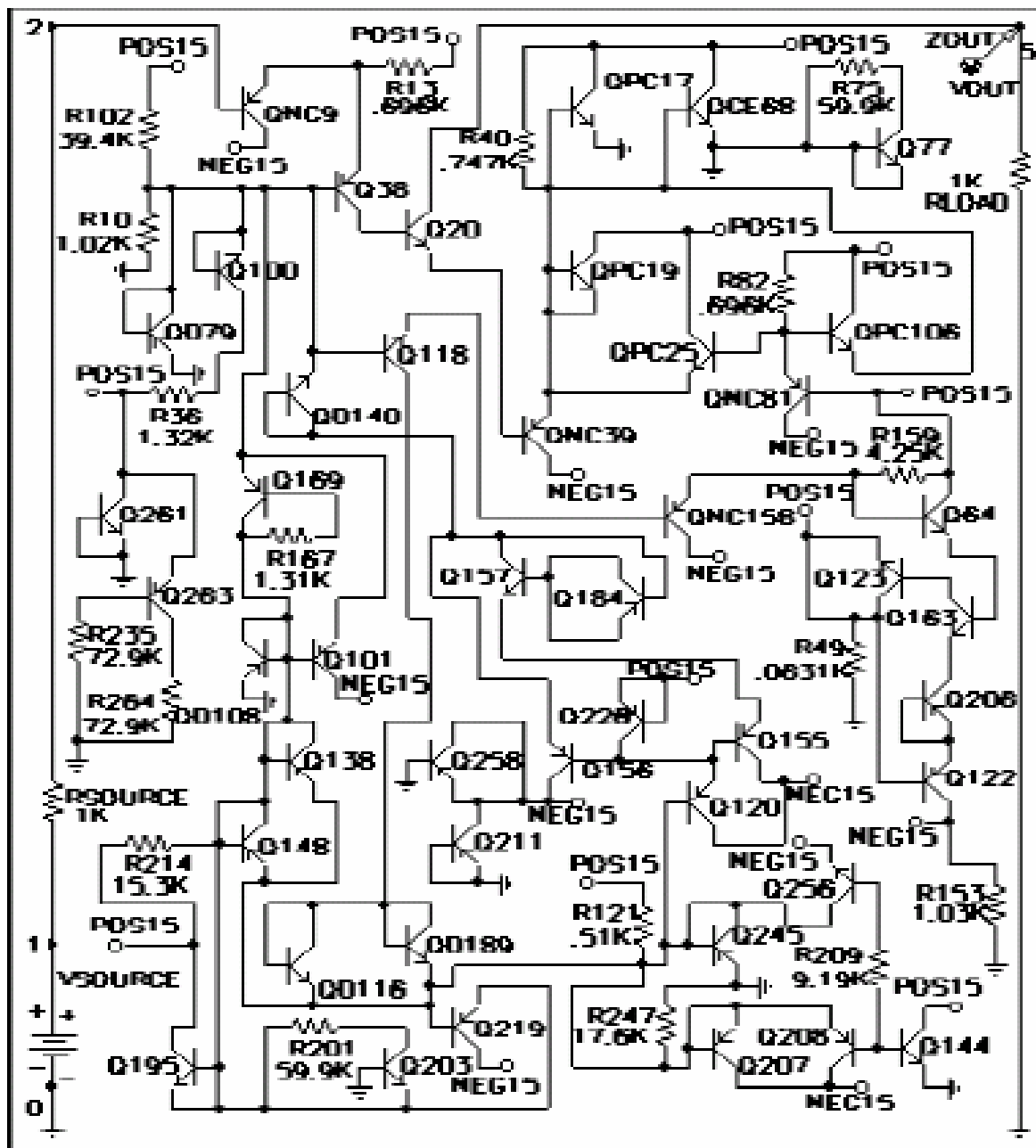
Service de Biochimie, Bâtiment 142, Département de Biologie, Centre d'Etudes Nucléaires de Saclay, 91191 Gif-sur-Yvette Cedex, France

Received August 17, 1987; Revised and Accepted November 15, 1987




280.6 TFLOPS with 131072 nodes





J.R. Koza et al.
Automatic creation of computer
programs for designing
electrical circuits using genetic
programming.


$$M = \left\{ c \in \mathbb{C} : \sup_{n \in \mathbb{N}} |f_c^n(0)| < \infty \right\}.$$



Start



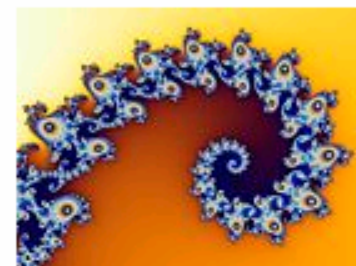
Step 1




Step 2



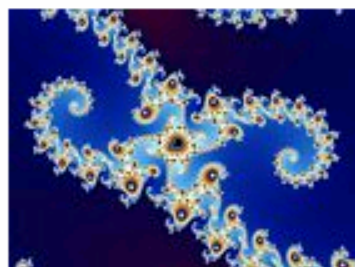
Step 3



Step 4




Step 5




Step 6




Step 7




Step 8



Step 9



Step 10




Step 11



Step 12




Step 13



Step 14

Reduction | Complexity



If we can't build it, we don't understand it.

Genetic “Engineering”

Writing code

Proc. Nat. Acad. Sci. USA

Vol. 69, No. 10, pp. 2904-2909, October 1972

Biochemical Method for Inserting New Genetic Information into DNA of Simian Virus 40: Circular SV40 DNA Molecules Containing Lambda Phage Genes and the Galactose Operon of *Escherichia coli*

(molecular hybrids/DNA joining/viral transformation/genetic transfer)

DAVID A. JACKSON*, ROBERT H. SYMONS†, AND PAUL BERG

Department of Biochemistry, Stanford University Medical Center, Stanford, California 94305

Contributed by Paul Berg, July 31, 1972

Proc. Nat. Acad. Sci. USA

Vol. 70, No. 11, pp. 3240-3244, November 1973



Construction of Biologically Functional Bacterial Plasmids *In Vitro*

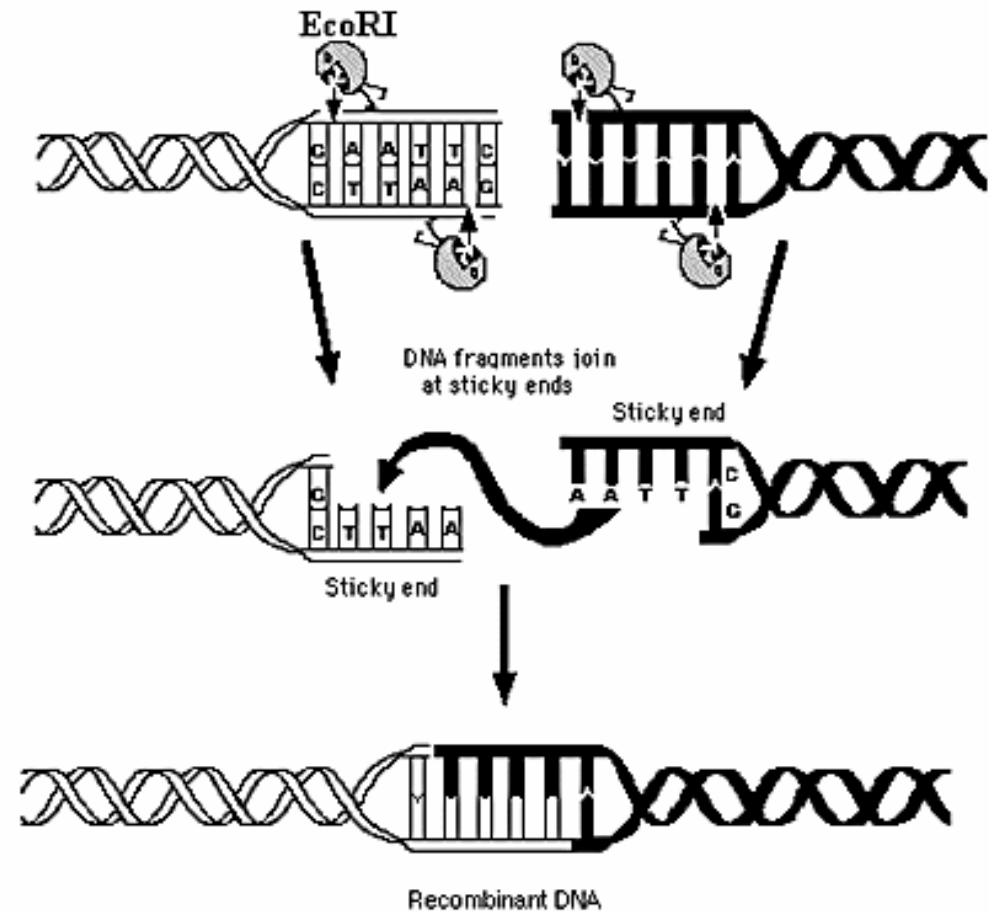
(R factor/restriction enzyme/transformation/endonuclease/antibiotic resistance)

STANLEY N. COHEN*, ANNIE C. Y. CHANG*, HERBERT W. BOYER†, AND ROBERT B. HELLING†

* Department of Medicine, Stanford University School of Medicine, Stanford, California 94305; and † Department of Microbiology, University of California at San Francisco, San Francisco, Calif. 94122

Communicated by Norman Davidson, July 18, 1973





Restriction Enzyme Action of EcoRI

if you can **W**RiTe **D**Na,

You **'rE** **nO** **LONGER** **liMi****TED**


to " **IS** " but **TO** **what** you **could** **MAKE** •



Designed for

Microsoft®
Windows NT®
Windows 98

Microsoft®




Microsoft®
Word 2000 
Microsoft Office Application

The Microsoft Office Word Processor

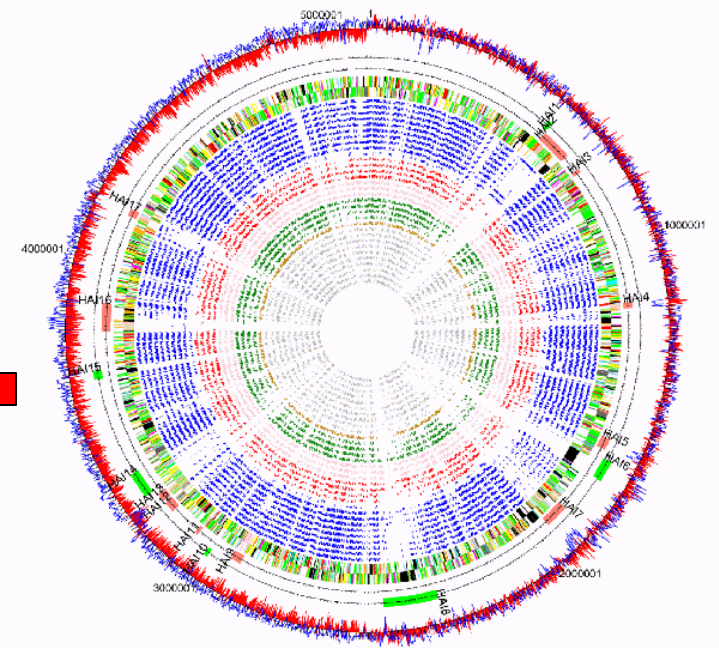


Physical DNA

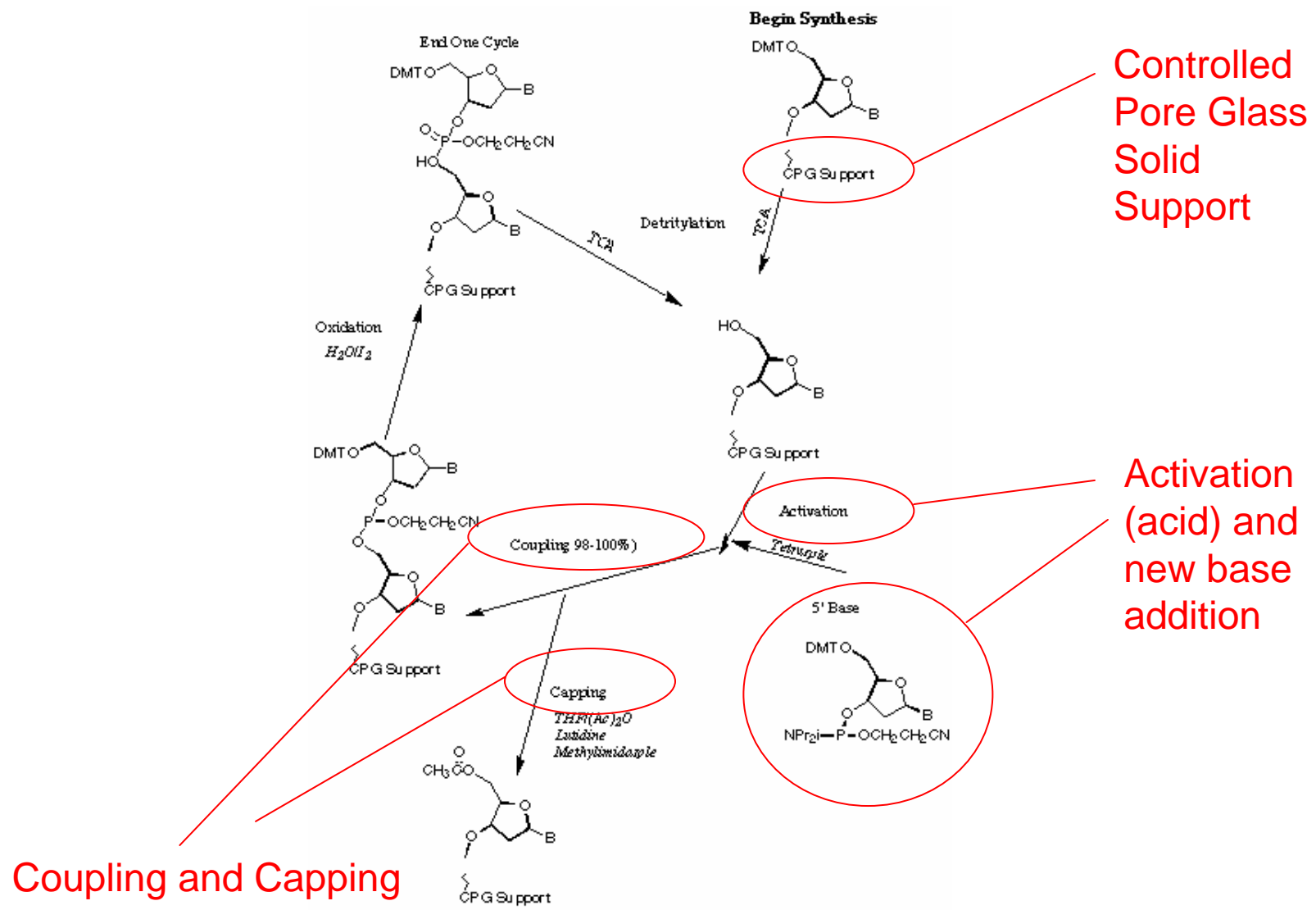
sequencing

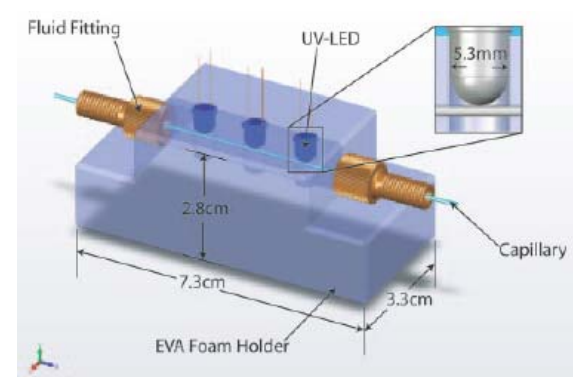
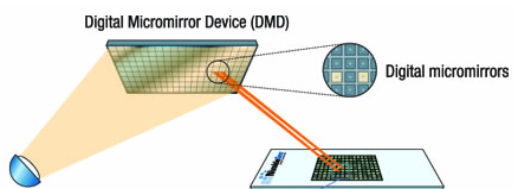

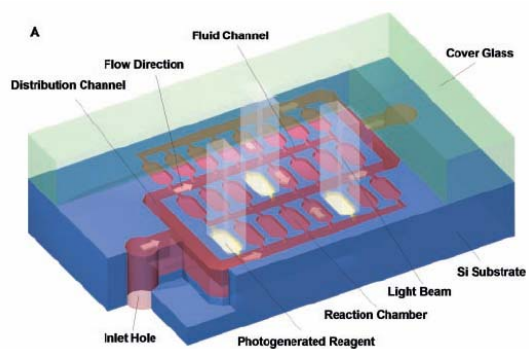


synthesis



Digital DNA





Milli GEN/Biosearch 8700 DNA Synthesizer

Seller of this item? [Sign in](#) for your status



1 of 6

 [Supersize](#)

Starting bid: **US \$89.99**

[Place Bid >](#)

End time: **May-04-07 08:30:40 PDT** (1 day 7 hours)

Shipping costs: Check item description and payment instructions or contact seller for details

Ships to: United States

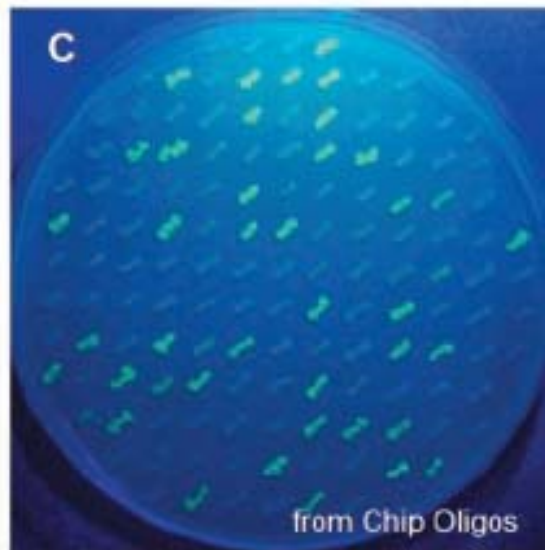
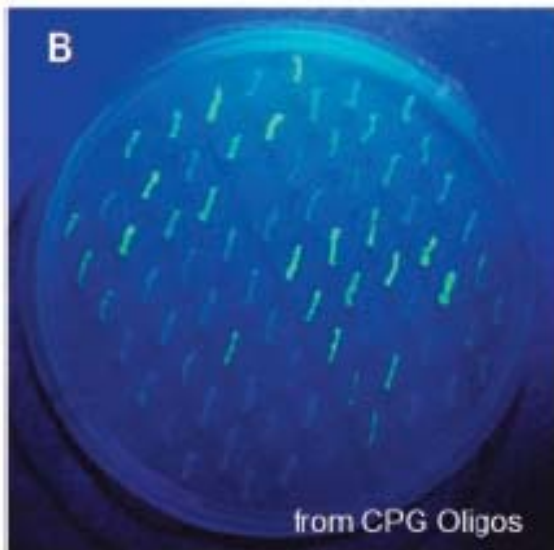
Item location: Saint Louis, Missouri, United States

History: [0 bids](#)

You can also:

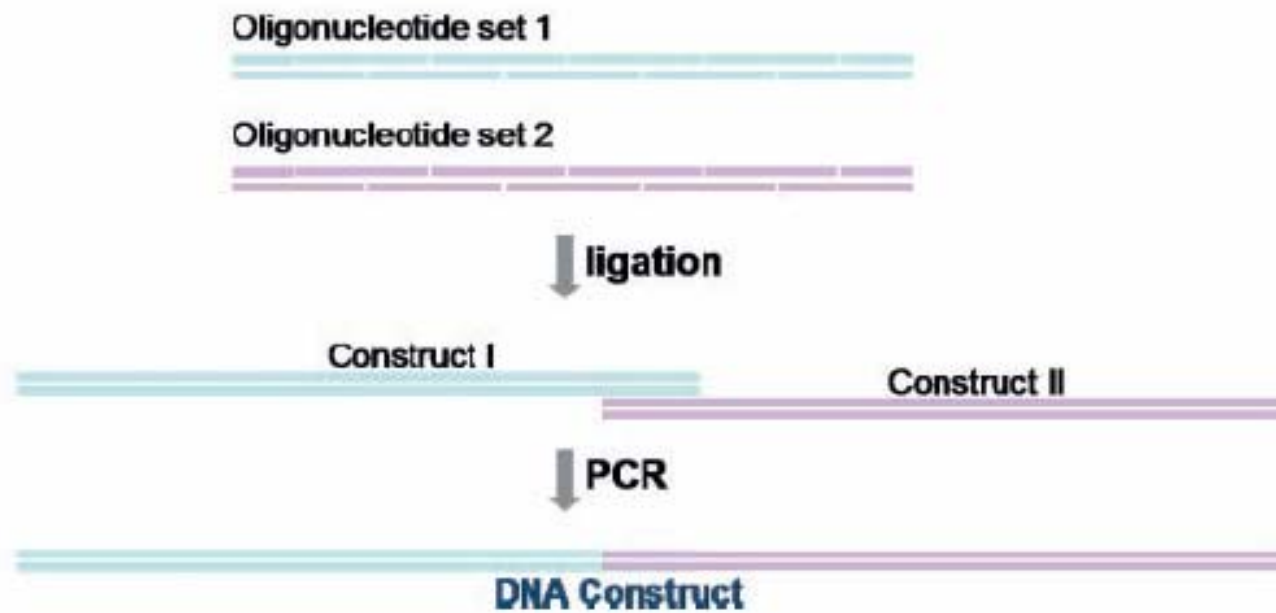
[Watch This Item](#)

Get alerts via [Text message](#), [IM](#) or [Cell phone](#)
[Email to a friend](#)



EGFP gene 714 bp

D



Sponsored Links

Gene Synthesis \$0.59/bp

Dependable Service @ Low Price:
Come on Down and Save Your Budgets!
www.epochbiolabs.com

Bio S&T Gene Synthesis

Low price, free LB stab
and bonus DNA ladder.
www.biost.com

Gene Synthesis - \$0.69/bp


All purpose **gene synthesis**.
Speed up R&D. Save money, time.
www.codondevices.com

Custom Gene Synthesis

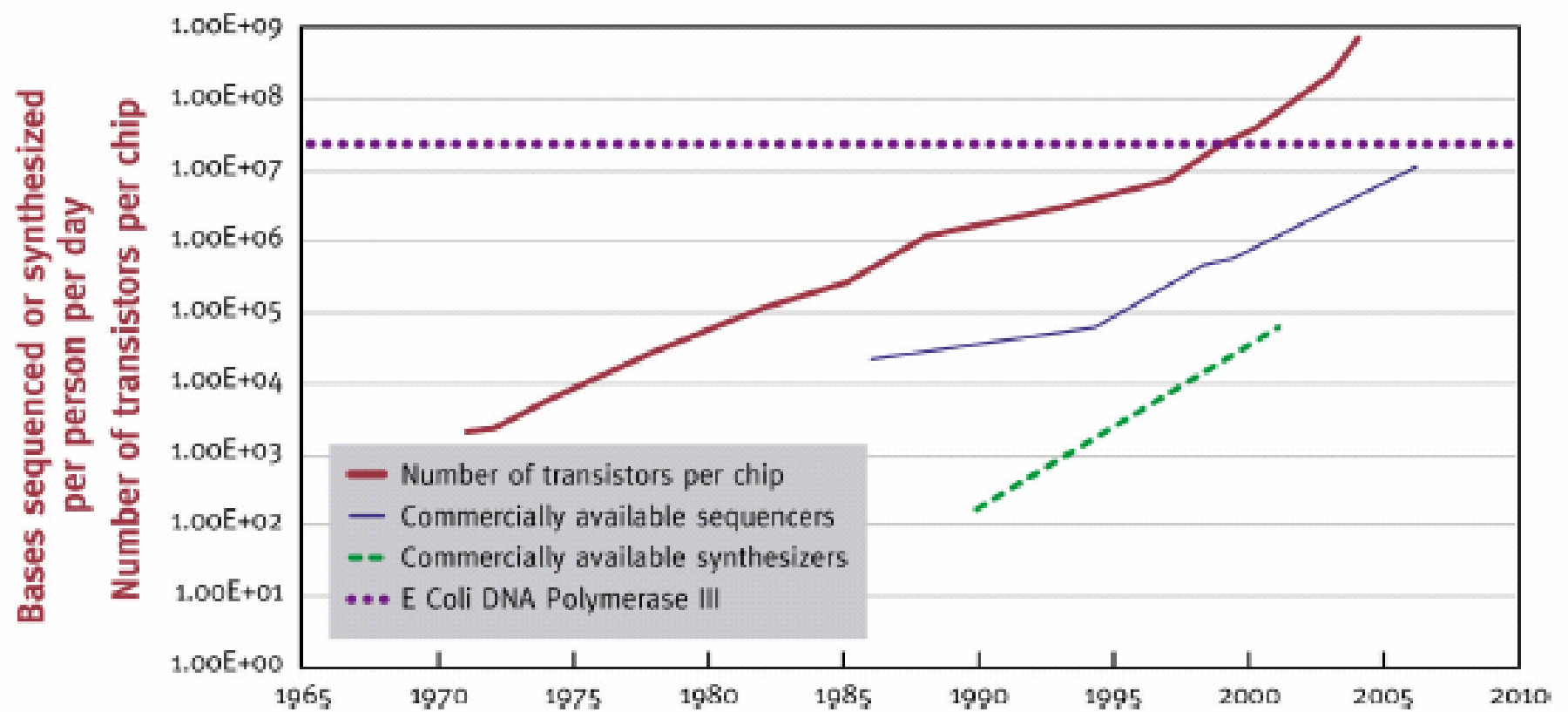
For small, large & difficult genes.
Free codon optimization services
www.celtek-genes.com

Gene Synthesis

OligoMix - Oligonucleotide Mixture
gene construction / **synthesis**
www.lcsciences.com




BLUEHERON®
BIOTECHNOLOGY



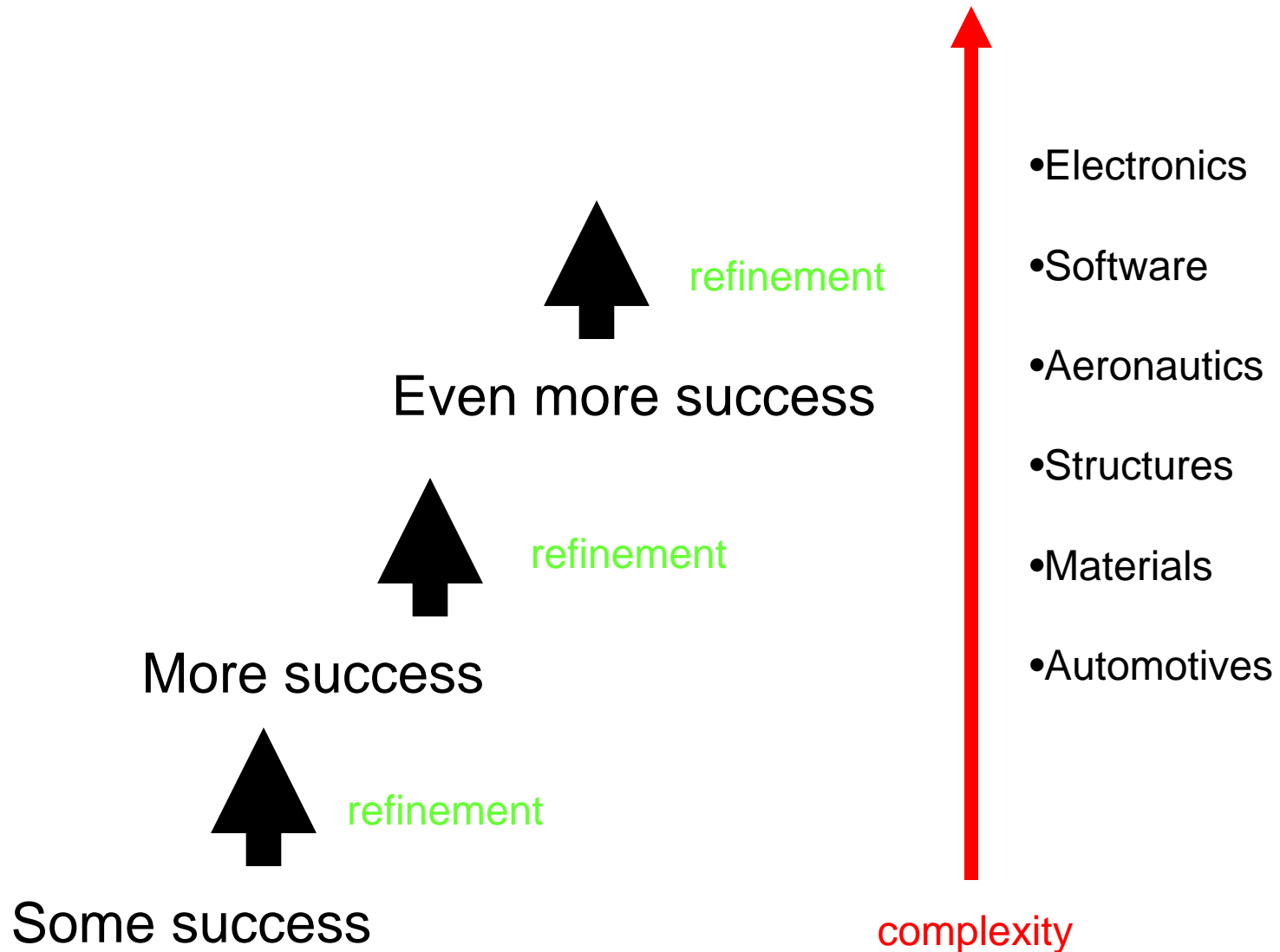
Source: R. Carlson, Bio-era.



Sources: Source: R. Carlson, G. Epstein, A. Yu (2005)



Engineering process...



F1760

Sender Device

B0015

terminator

Name: B0015

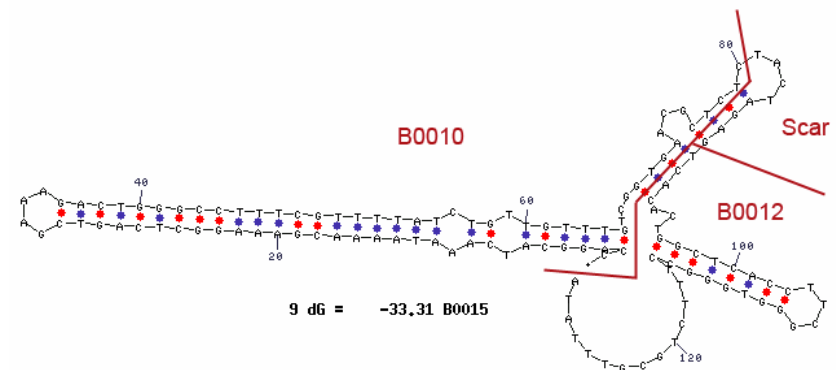
Type: Double terminator

Length 129 bp

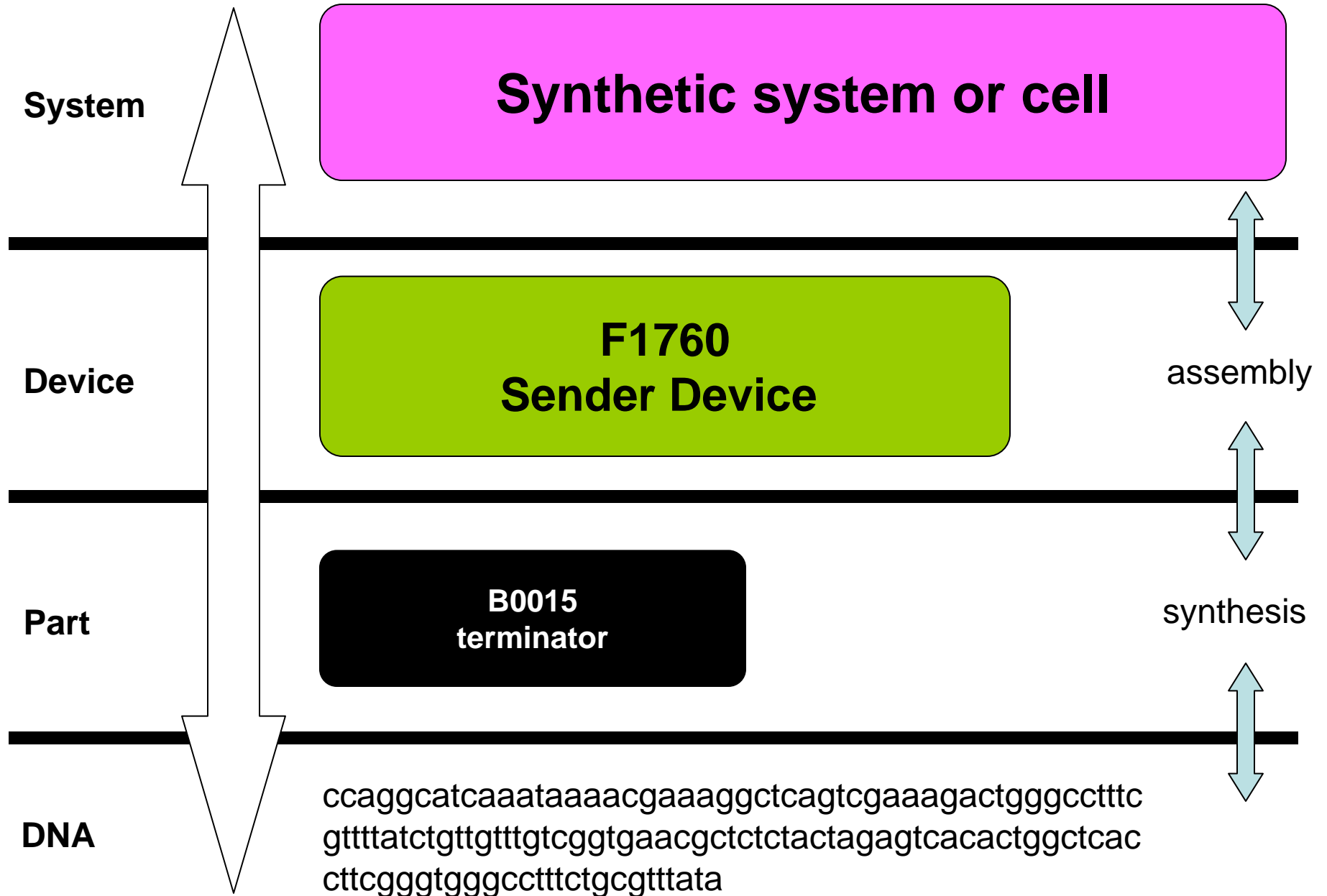
Designed by: Reshma Shetty

Forward efficiency: 0.984

Reverse efficiency: .295



STANDARDIZED DATA





jump to part

navigation

- [Main Page](#)
- [Browse Part Types](#)
- [iGEM Wiki](#)
- [Community portal](#)
- [Recent changes](#)
- [Recent part changes](#)

resources

- [User Accounts](#)
- [Add a Part](#)
- [Part Searches](#)
- [DNA Repositories](#)
- [Sequence Analysis](#)
- [Assembly Tool](#)
- [Help](#)

search

toolbox

- [What links here](#)

[Create an account or log in](#)

article

Transcriptional Regulators

Available repressible regulators (normally ON) -?-

[Show 0 more parts](#)

[Edit](#)

-?-	Name	Description	Direction	Control -?-	Output Low High	Length
A W	BBa_I14032	promoter P(Lac) IQ	Forward			37
A W	BBa_R0040	promoter (tetR, negative)	Forward	aTc, tetracycline		54
A W	BBa_R0051	promoter (lambda cl regulated)	Forward	lambda cl		49

Available inducible regulators (normally OFF) -?-

[Show 0 more parts](#)

[Edit](#)

-?-	Name	Description	Direction	Control -?-	Output Low High	Length
A	BBa_I12007	Modified lambda Prm promoter (OR-3 obliterated)	Forward	cl		82
A	BBa_R0062	Promoter (luxR & HSL regulated -- lux pR)	Forward	luxR, HSL		55
A	BBa_R0079	Promoter (LasR & PAI regulated)	Forward	PAI		157
A	BBa_R0080	Promoter (AraC regulated)	Forward	araC		149

Available other regulators

[Show 172 more parts](#)

[Edit](#)

-?-	Name	Description	Direction	Control -?-	Output Low High	Length
A W	BBa_I0500	Inducible pBad/araC	Forward	araC, arabinose		1210
A W	BBa_I13453	Pbad promoter				130
A W	BBa_J13002	TetR repressed POPS/RIPS generator	Forward	ATc		74
A W	BBa_J13023	3OC6HSL+LuxR dependent POPS/RIPS generator				117
A W	BBa_J23100	constitutive promoter family member				35
A W	BBa_J23101	constitutive promoter family member				35
A W	BBa_J23102	constitutive promoter family member				35
A W	BBa_J23103	constitutive promoter family member				35
A W	BBa_J23104	constitutive promoter family member				35
A W	BBa_J23105	constitutive promoter family member				35
A W	BBa_J23106	constitutive promoter family member				35
A W	BBa_J23107	constitutive promoter family member				35
A W	BBa_J23108	constitutive promoter family member				35
A W	BBa_J23109	constitutive promoter family member				35
A W	BBa_J23110	constitutive promoter family member				35
A W	BBa_J23111	constitutive promoter family member				35

<http://parts.mit.edu>

BBa_F2620

3OC₆HSL → PoPS Receiver

http://parts.mit.edu/registry/index.php/Part:BBa_F2620



Authors:
Barry Canton [bcanton@mit.edu]
Anna Labno [alabnoa@mit.edu]

Last Update: 15 January 2007

Description

A transcription factor (LuxR, BBa_C0062) that is active in the presence of cell-cell signaling molecule 3OC₆HSL is controlled by a TetR-regulated operator (BBa_R0040). Device Input is 3OC₆HSL. Device output is PoPS from a LuxR-regulated operator. If used in a cell containing TetR then a second Input signal such as aTc can be used to produce a Boolean AND function.

Characteristics

Input Swing: 1E-9 to 1E-6 M 3OC₆HSL, exogenous

Output Swing: 0±1 to 503±1 GFP molecules cfr⁻¹ s⁻¹

Switch Point: 7±1 nM 3OC₆HSL, exogenous

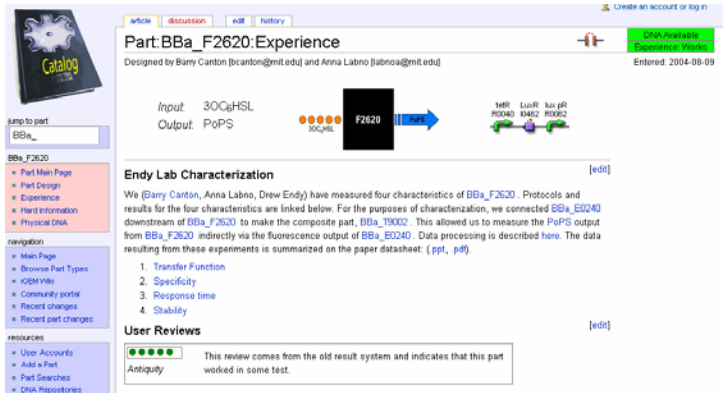
LH Response: 9 min (t_{50%}), 27 min (t_{90%})

Key Parts

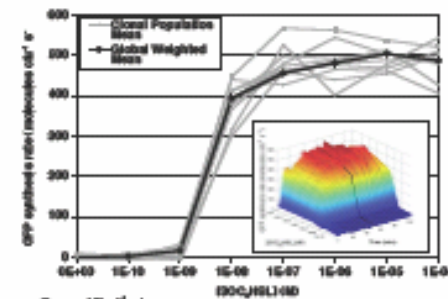
BBa_R0040: TetR-regulated operator

BBa_C0062: luxR ORF

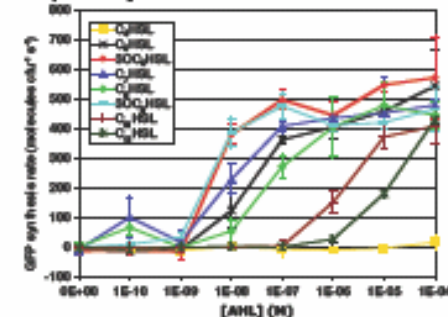
BBa_R0062: LuxR-regulated operator



Transfer Function*



Specificity*



Demand (low/high input)

Translational: 256/8048 ribosomes cfr⁻¹
3.8E3/1.2E5 charged tRNA cfr⁻¹ s⁻¹

Compatibility

Chassis: Compatible with MC4100, MG1655, and DHSα

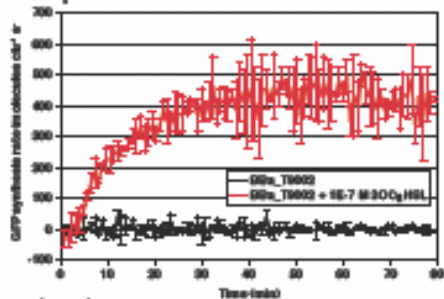
Plasmids: Compatible with pSB3K3 and pSB1A2

Devices: Compatible with E0240, E0430 and E0434

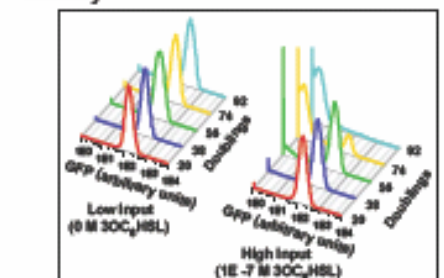
Crosstalk: with systems containing TetR (C0040)

Signaling: Crosstalk with input molecules similar to 3OC₆HSL

Response Time*



Stability**



Stability (low/high input)

Genetic: >92/74 replication events**

Performance: >92/74 replication events**

Conditions (abridged)

Output: Indirect via BBa_E0240

Vector: pSB3K3

Chassis: MG1655

Culture: Supplemented M9, 37°C

***Equipment:** PE Victor3 plate reader


****Equipment:** BD FACScan cytometer

Signaling Devices

Registry of Standard Biological Parts

making life better, one part at a time


License: Public



Shares:

- DNA parts
- DNA code
- Protocols
- Experience
- Publications
- One big rule: share back!





2006 Jamboree – 400 gengineers

Earlier this month, students from around the world locked horns in competition. Their challenge was to build functioning devices out of biological parts. **Erika Check** finds out how they got on.

Even if you're thinking big, you usually have to start small. Especially, as a group of Swiss student design, when big means continuing to infinity. The team at the Federal Institute of Technology (ETH) in Zurich, Switzerland, first used a counting machine made entirely of biological parts. Although they had their sights on larger numbers, they opted to go no higher than two. The machine was designed as a proof-of-principle for a much larger tallying device.

The group, from the Federal Institute of Technology (ETH) in Zurich, was one of 17 teams unveiling their projects at the first international symposium on Synthetic Biology Machine (iGEM) competition, held at the Massachusetts Institute of Technology (MIT) in Cambridge on 5 and 6 November. The event was the first time that students were asked to design and build machines made entirely from biological components such as genes and proteins. They drew up grand designs for bacterial E-coli's—batteries, sensors, and if none of the designs succeeded completely, that was more because of the limitations of the nascent science of synthetic biology than the lack of enthusiasm of the judges. The grand prize

Synthetic biology aims to merge engineering approaches with biology. Researchers working at the most basic level are copying simple biological processes, such as the production of a protein from a gene. They break the process down into its component elements, such as a gene and the pieces of DNA and other molecules that control its activity. They then string these elements together to build a module they know will behave in a particular way — say, oxidize between producing and not producing a protein, or produce a protein that will oxidize only when fed a particular

It is these kinds of components — oscillators and switches — that engineers order from suppliers and link together to build more complex electronic circuits and machines. Synthetic biologists are trying to develop a similar armoury of biological components, dubbed BioBricks, that can be inserted into any genetic circuit to carry out a particular function. Scientists at MIT have established a Registry of Standard Biological Parts, a catalogue of BioBricks that theoretically



from the ground up. To do so, they have commandeered a time-honoured engineering tradition: the student competition. The iGEM event began life as a project class for MIT students in 2003. Last year, it was thrown open to other US universities, and this year it went international. The organizers hope to attract 30

Comp
Much i
studen
iGEM
curios
to learn



massachusetts institute of technology

- How dance offers access to health improves
- It's a critical, larger picture view in the box
- Where the media, what Twitter had to say

launches new center to focus on synthetic biology



[Massachusetts publishes environmental](#) 17 [Massachusetts named](#) 52 [45.7](#) 25.0 1000 about the site [more](#)

By Carl Zimmer

Scientist of the Year

Jay Keasling is developing ways to program DNA as easily as people program computers.

feature

These smart bacteria 'photograph' a light pattern as a high-definition chemical image

We have designed a bacterial system that is switched between different states by red light. The system consists of a synthetic sensor kinase that allows a lawn of bacteria to function as a biological film, such that the projection of a pattern of light on to the bacteria produces a high-definition (about 100 megapixels per square inch), two-dimensional chemical image. This spatial control of bacterial gene expression could be used to print complex biological materials, for example, and to investigate signalling pathways through precise spatial and temporal control of these

Plants and some bacteria use a class of proteins, photoreceptors known as phytochromes, to control phototaxis, photomorphogenesis and the production of protective pigments¹⁻³. Photoreceptors are not found in eubacteria, such as *Escherichia coli*, so we created a light sensor that functions in *E. coli* by engineering a chimera that uses a phytochrome from a

A phytochrome is a two-component system that consists of a membrane-bound, extracellular sensor that responds to light and an intracellular response-regulator. The response-regulation of most phytochromes do not have DNA-binding domains and do not directly regulate gene expression, so we fused a cytochrome *b₅* receptor to a *Er. coli* intracellular histidine Kinase domain (Fig. 1, and see supplementary information). This design was based on the well studied *E. coli* EnvZ-OmpR two-component system, which normally regulates porin expression in response to osmotic shock. The *EnvZ* histidine kinase domain has been used for the construction of functional chimeras⁴⁶, and a plant phytochrome has

a

b

c

d

[illegible]

The part of the photocycle that responds to light, phycoerythrin, is not naturally produced in *E. coli*. We therefore introduced two phycoerythrin-biogenetic genes (*hcy* and *pcyA*) from *Synechocystis* that convert heme into phycoerythrin (16), into *E. coli* (17). The recombinant *E. coli* (strain *hcyA* Biological Parts) (Fig. 1a), (part of the *hcyA* Biobrick library) (18), and individual *CphA*-EnvZ chimera genes were then treated at 37 °C for 4 h with broad-spectrum light and assayed for expression of the *hcyA* reporter. The chimera *CphA*₁-115101 produced a particularly strong response (Fig. 1b).

For bacterial photophysics, we grew a *E. coli* culture on 3% agar. The *hcyA* reporter was induced by addition of 5- μ M 4,4'-cyclohexadienyl-9- β -galactopyranoside (*hcyA*); 12% DMSO was the formation of a stable, isosbestic precipitate from 5- μ M light exposure (Fig. 2a). The precipitate was removed by centrifugation and the acetone treated supernatant produced a black compound.

The biological film, it appeared light and dark (Fig. 1c, and see supplies). The lacZ activity shows increasing light intensity as the brightest light (Fig. 1d).

Our creation of a non-irradiation-producing gene promoter and acoustical methods available in the therapeutic biology. The principle regulation should be to spatially and temporally control individual cells and its potential applications in therapy, manufacture or composites and the signalling networks.

Anneleen Leenayka*, Aurore J. Talbot, Zachary Ross, Lawrence M. Whitcomb, Loretta A. Kline, Thomas J. A. & Richard M. Shotton, Aurore

Armen Levskaya*, Auror J. Tabor†, Zachary Booth Lavery‡, Matthew Levy‡, Alexander Scouras‡, And Edward M. Marcotrich‡, C

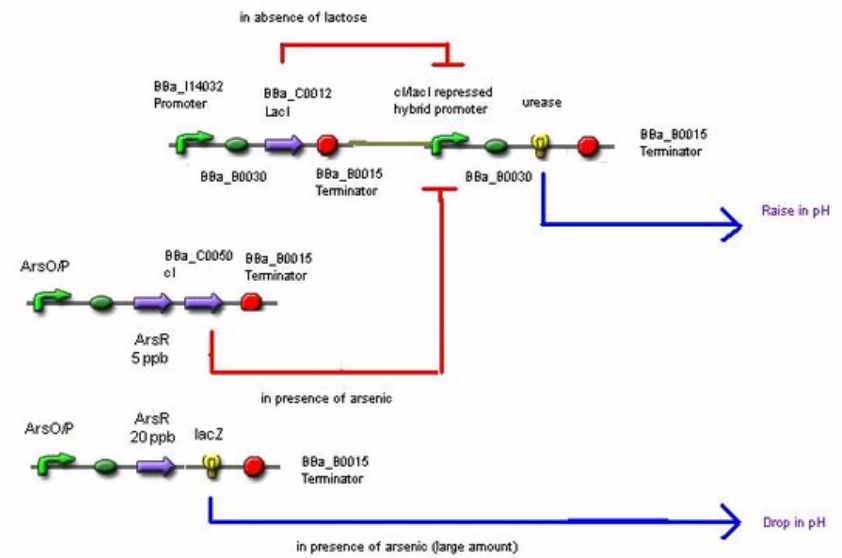
The Boston Globe

Science students the world over share research



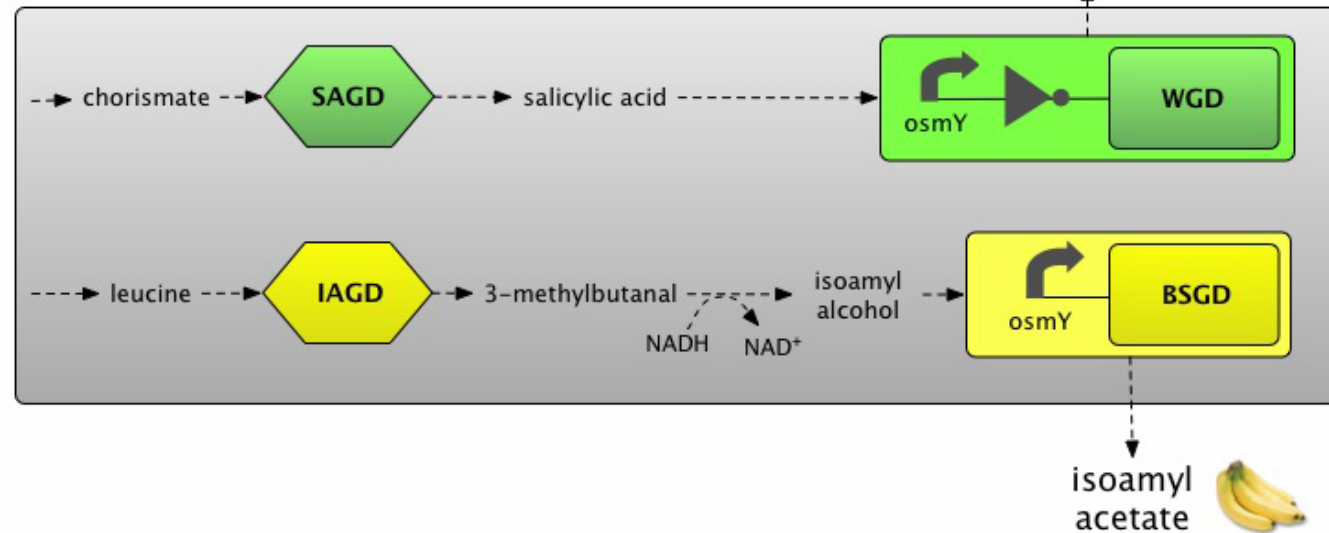
At MIT's International Genetically Engineered Machine Competition yesterday, the audience listened to a presentation on synthetic biology. (John Tlumacki/Globe Staff)







indole deficient tnaA5⁻ chassis





iGEM 2007 Wiki

International Genetically Engineered Machine Competition

Go Search

[article](#) [discussion](#) [edit](#) [history](#)

[Create an account or log in](#)

[teams](#) [jamboree](#) [participate](#) [help](#) [about](#)

[registry](#)



The University of Ljubljana

They became the reigning champion of iGEM last year after winning the Grand Prize and returning to Slovenia with the coveted BioBrick trophy. This year they are building synthetic defender cells for the immune system.

iGEM?

Hundreds of undergraduates all over the world spend their summer making Synthetic Biology a reality by participating in the annual International Genetically Engineered Machine competition.

[Learn More](#)

calendar

Jamboree roster + fees due	<i>fri</i> 12 oct 12
iGEM wiki frozen + parts postmarked	<i>fri</i> 26 Oct 07
Jamboree!	<i>sat-sun</i> 3-4 nov 07
Registry + BioBrick foundation workshops	<i>sun-tue</i> 4-6 nov 07

Jamboree

sat & sun, nov 3-4




The Jamboree is the culmination of iGEM. Lots of information is on the [Jamboree Page](#), or jump right to:

- [schedule](#)
- [Jamboree Registration](#)
- [hotels](#)
- [compete](#)
- [dna submission](#)

iGEM Press





ExpressNews

[Home](#)

UNIVERSITY BUSINESS

[Alberta Students Finance
Electronic Application
Assistance](#)

MEDIA

[News Releases](#)
[Guide to Experts](#)
[Media Tips](#)
[Media Clippings](#)
[Media Links](#)

EVENTS

Oct 23, 2007
[Flu Clinics for Students in
Health Faculties](#)

[Landscape and Culture:
The Social Meaning of
Place](#)

[Who Protects the
Protectors? Health, War &
Society Film Series](#)

U of A team building a better bacterium

By [Ileiren Poon](#), ExpressNews Staff


October 22, 2007 -
Edmonton - A group of
University of Alberta
students have spent
the summer working
on building a new kind
of bacteria - one that
might hold some
answers to the
planet's diminishing
supply of fossil fuels.

The team members -
who call themselves
the Buta-nerds - have
been working on a
way to create an organism that will produce
butanol fuel for an annual competition hosted by



Members of the U of A
Buta-nerds team are
collecting data for a Nov.
competition at MIT.

[Print story](#) | [Email story](#)

 [U of A team prepares
for MIT competition in
November:](#)

FEATURES

[Refashioned Royal Society to
meet at U of A](#)

Video: [Report to the
Community 2007](#) 

OPINION

Guest Column: [Once Putin
leaves office, he won't return](#)

Student View: [Travel
experience will influence
career in criminology](#)

ATHLETICS

[Dylan Stanley is the Canada
West Player of the Week](#)

[Archived Stories](#)

[Reader Responses](#)

[Media](#)

[Events](#)

[President Samarasekera](#)

BERKELEY CENTER FOR SYNTHETIC BIOLOGY

A JOINT PROGRAM OF THE CALIFORNIA INSTITUTE FOR QUANTITATIVE BIOMEDICAL RESEARCH (QB3)
AND LAWRENCE BERKELEY NATIONAL LABORATORY (LBNL)

The California Institute for Quantitative Biomedical Research (QB3) and Lawrence Berkeley National Laboratory (LBNL) have joined forces to accelerate the growth of synthetic biology, a new field that promises major new advances in preventing and treating disease, generating new energy sources, and preventing and mitigating environmental threats.

Opening in spring 2005 in a spacious, modern building in west Berkeley, the Berkeley Center for Synthetic Biology gives renowned scientists and engineers the chance to pool their talents and collaborate in new ways, with enormous potential benefits for California's citizens in the form of advances in biomedicine and energy renewables and economic growth.

Synthetic biologists study the control and design of biological components and new organisms to solve a host of important health, energy, and environmental problems that cannot be solved using naturally occurring biological entities. The inherently



QB3 and LBNL scientists occupy lab space in a building renovated in 1997 for biotech research, previously leased by Bayer, featuring large labs, viral suites, and tissue culture rooms. UCSF Mission Bay and numerous biotech firms are nearby.



MIT establishes groundbreaking biological engineering major

February 17, 2005

The Massachusetts Institute of Technology faculty yesterday approved a new course of study for undergraduates, in biological engineering, the first entirely new curriculum established at the Institute in 29 years.

MAY 3, 1982

\$1.50

TIME

COMPUTER GENERATION

A New Breed of Whiz Kids



-3%
INFLATION VANISHES!
At Least for
A Month

TRS-80 COMPUTER CAT. NO. 68-2030

Whizkids™

ALEC AND SHANNA STARRING IN

THE COMPUTER TRAP

COMPLIMENTS OF Radio Shack
The Name in Classroom Computing

THAT'S RIGHT, ALEC! SCRIPTSIT IS A WORD PROCESSING PROGRAM. MY DAD HAS A TRS-80 MODEL 12 COMPUTER WITH SCRIPTSIT IN HIS OFFICE... AND HE TAUGHT ME HOW TO USE IT WITH A DAISY WHEEL PRINTER...

...TO WRITE BUSINESS LETTERS, RESEARCH NOTES, PRESS RELEASES, AND BULLETINS.

SHANNA YOU KNOW SO MUCH - SHOW US HOW...

...SCRIPTSIT WORD PROCESSING WORKS IN OUR SCHOOL'S OFFICE.

IN THE SCHOOL OFFICE...

TURN ON THE POWER SWITCH THEN "INSERT DISKETTE"... CAREFULLY PUSH DISKETTE INTO THE SLOT (DRIVE 0) AND ROTATE THE LATCH TO A HORIZONTAL POSITION.

DRIVE 0
DRIVE 1

AFTER THAT THE WORD "INITIALIZING" APPEARS WHICH MEANS THE COMPUTER IS LOADING THE PROGRAM...

INITIALIZING

AFTER THE LIGHT GOES OUT, THE PROGRAM HAS BEEN "LOADED" INTO THE COMPUTER. NEXT, THE COMPUTER TELLS YOU TO TYPE IN THE DATE...

... FOR EXAMPLE APRIL 6, 1984, TYPE 04/06/1984 AND THEN PRESS THE **ENTER** KEY.

ENTER DATE (MM/DD/YYYY)

NEXT, THE COMPUTER PROMPTS YOU TO ENTER THE TIME USING THE 24-HOUR SYSTEM, GIVING HOURS, MINUTES AND SECONDS.

FOR EXAMPLE 9:30 AND 20 SECONDS A.M., TYPE THIS WAY-- 09.30.20. AND THEN PRESS THE **ENTER** KEY.

ENTER TIME (HH. MM. SS)

... ALSO, THE SMALL RED LIGHT NEXT TO THE DISK DOOR WILL BE "ON"!

THAT MAKES THE "DIRECTORY" APPEAR ON THE SCREEN. THE DIRECTORY IS DIVIDED INTO SIX "CELLS". EACH CELL IS THE STORAGE UNIT FOR INFORMATION ABOUT ONE DOCUMENT...


NAME	DATE	TIME	STATUS	LENGTH	DISK	FILE
SCRIPTSIT	04/06/1984	09:30:20	OK	100	1	01
SCRIPTSIT	04/06/1984	09:30:20	OK	100	1	02
SCRIPTSIT	04/06/1984	09:30:20	OK	100	1	03
SCRIPTSIT	04/06/1984	09:30:20	OK	100	1	04
SCRIPTSIT	04/06/1984	09:30:20	OK	100	1	05
SCRIPTSIT	04/06/1984	09:30:20	OK	100	1	06

... AND IN TURN, A DOCUMENT CAN BE MADE UP OF SEVERAL PAGES OF INFORMATION.

IS THERE A SCRIPTSIT PROGRAM FOR OUR CLASSROOM TRS-80 MODEL 4'S?

YES, THERE IS A SPECIAL SCRIPTSIT PROGRAM FOR THE MODEL 4'S!

ADVENTURES IN SYNTHETIC BIOLOGY



STORY: DREW ENDY ISADORA DEESE
THE MIT SYNTHETIC BIOLOGY WORKING GROUP
ART: CHUCK WADEY WWW.CHUCKWADEY.COM

ENGINEERED GENETIC DEVICES

LET ME INTRODUCE YOU TO A FRIEND OF MINE. IT'S CALLED AN INVERTER DEVICE.

IT COULD BE THE ANSWER YOU'RE LOOKING FOR.

SEE, THANKS FOR TELLING ME AHEAD OF TIME!

WHAT THE HECK IS AN INVERTER?!

I KNOW BACTERIA BALLOONS COULD WORK -
-IF ONLY THERE WAS SOME WAY TO STOP THEM FROM GROWING UNTIL THEY EXPLODE!

OK, PAY ATTENTION! AN INVERTER IS A COMBINATION OF BASIC DNA PARTS THAT -

-WORKING TOGETHER, TURN SOMETHING UPSIDE DOWN.

ON BECOMES OFF, LOW BECOMES HIGH, AND SO ON.

YOU'D PREFER THING-ANAJISSY?

UHM... WHY'S IT CALLED A DEVICE?

IT'S ENOUGH YOU'RE A KNOW-IT-ALL, YOU DON'T HAVE TO RUB IT IN.

WE CALL AN INVERTER A DEVICE IN ORDER TO HIDE ALL THE DETAILS OF HOW IT WORKS.

FOR EXAMPLE, HERE'S SOME DNA CODE -

-NOW YOU TELL ME WHAT IT DOES!

HEY! WATCH IT!

I HAVE NO IDEA, OK? WHAT IS IT?

DON'T FEEL BAD. MY POINT IS, YOU SHOULDN'T HAVE TO MEMORIZE EVERY LAST PIECE OF DNA.

WE'RE GOING TO HIDE ALL THESE DETAILS INSIDE THE DEVICE.

PHEN -


HOW DID YOU DO THAT?

Parts of an Inverter

1. **Ribosome Binding Site (RBS)** - Basic elements that start the process of protein synthesis.
2. **Repressor** - A gene that encodes a particular type of protein that will bind DNA sites in a specific Operator part and cause changes in the rate of gene expression.
3. **Terminator** - Special elements that decrease the flow of RNA polymerase along DNA, sometimes to zero!
4. **Operator** - Stretches of DNA that contain Repressor protein binding sites and RNA polymerase binding and initiation sites. With a Repressor protein, the Operator part will be turned OFF. Without a Repressor protein, the Operator part will be turned ON, allowing RNA polymerase to bind and initiate a HIGH output signal.

YOU COULD HAVE USED AN INVERTER DEVICE TO HELP PREVENT BUDDY'S UNFORTUNATE ACCIDENT.

AMPH!



Projects with DNA

For ages 8 and up
Adult Supervision Required

Materials included except for the items listed.
Through play, hands-on projects, patterns and puzzles
this book and kit explores the amazing DNA story.

Extract DNA

Heat SHOCK!

Decode the code of life

Build a DNA ladder.

Grow glowing cells

Is it a boy or girl?

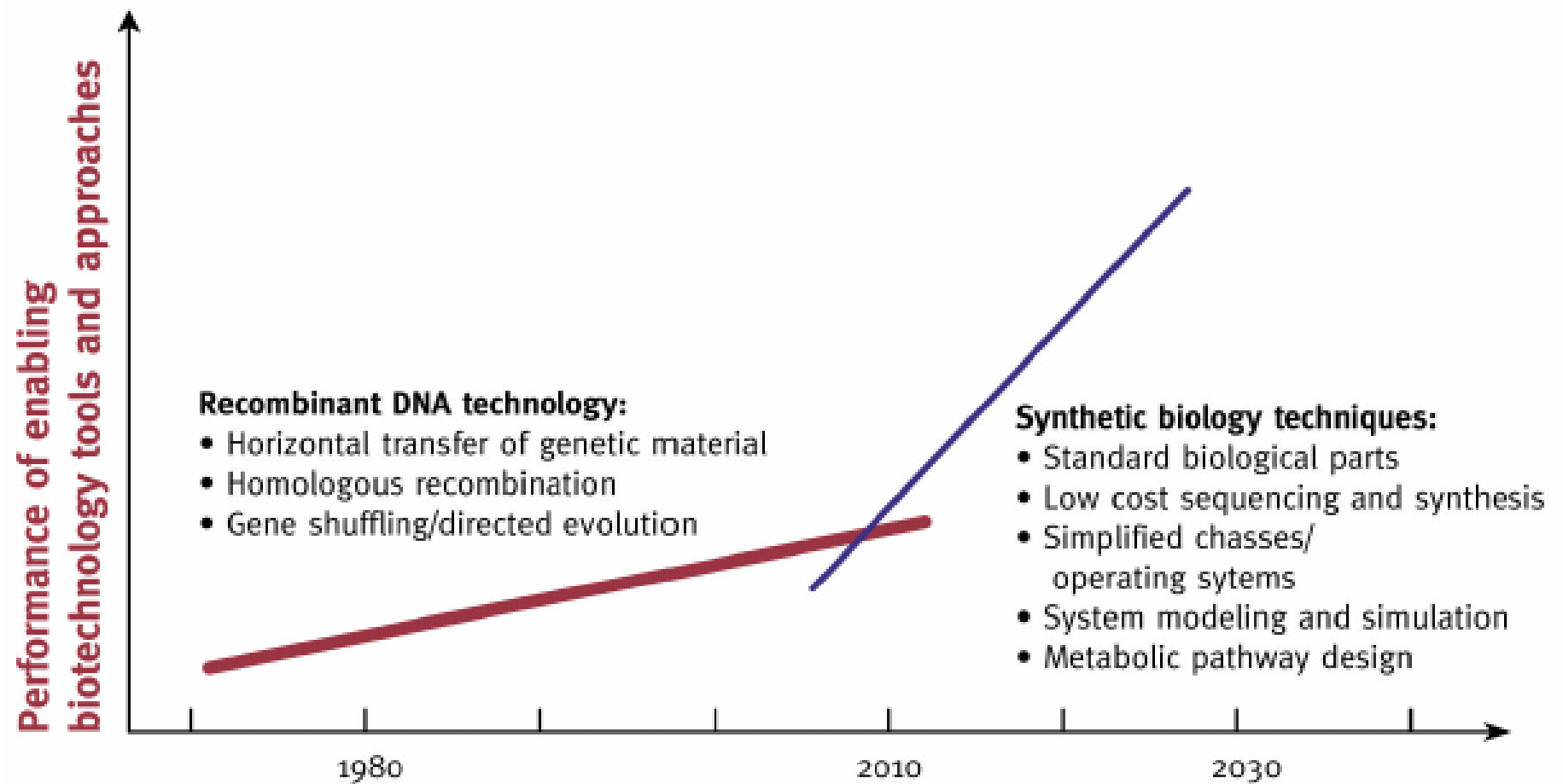
Solve the chromosome puzzle.

Ooey, Gooley, DNA!

Dress up for sterile techniques.

Quality time, quality learning, quality play.

Looking forward



Source: Bio era

Driving Forces

- Rapid advance of DNA sequencing, synthesis, and other enabling technologies
- Global growth of biotech R&D, knowledge, and applications
- Geopolitics; new security concerns
- Energy prices and climate change
- Urbanization and industrialization in developing economies

Major Uncertainties

- How quickly will biological engineering advance?
- Will governments attempt to restrict access to advanced biotech tools?
- How will public attitudes toward biological engineering evolve?
- Will the assertion of intellectual property rights slow innovation in synthetic biology?
- Will terrorists or governments use genome engineering techniques to create biological weapons?

Predetermined Elements

- Increasing environmental stress on global ecosystems
- Growing infectious disease threats to human and animal populations
- Human curiosity & technical innovation
- Growing healthcare needs of aging populations

Prime Movers

- U.S. government: DOE, NIH, NSABB, USPTO
- Biological engineering researchers
- “Open source” biology community
- Bioterrorists
- Energy, chemical, and pharmaceutical industries





Photo Credit: By Joby Warrick -- The Washington Post Photo

Genome Transplantation in Bacteria: Changing One Species to Another

Carole Lartigue, John I. Glass,* Nina Alperovich, Rembert Pieper, Prashanth P. Parmar, Clyde A. Hutchison III, Hamilton O. Smith, J. Craig Venter

The J. Craig Venter Institute, Rockville, MD 20850, USA.

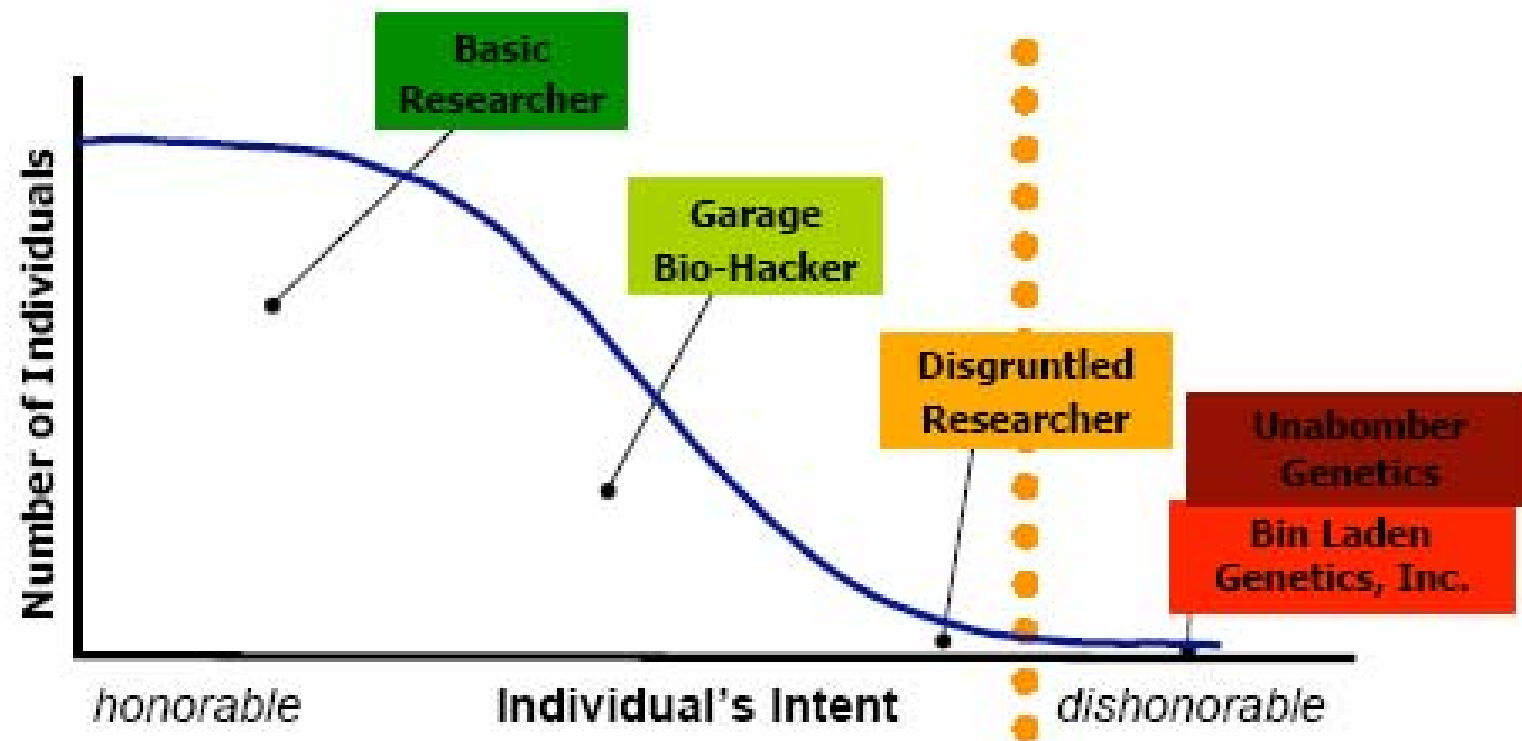
science **theguardian**

[Home](#) | [Science news](#) | [Comment](#) | [Podcasts](#) | [Talk](#) | [Bad science](#) | [Technology](#) | [Environment](#)

I am creating artificial life, declares US gene pioneer

- Scientist has made synthetic chromosome
- Breakthrough could combat global warming

Suite of solutions



SYNTHETIC GENOMICS | *Options for Governance*

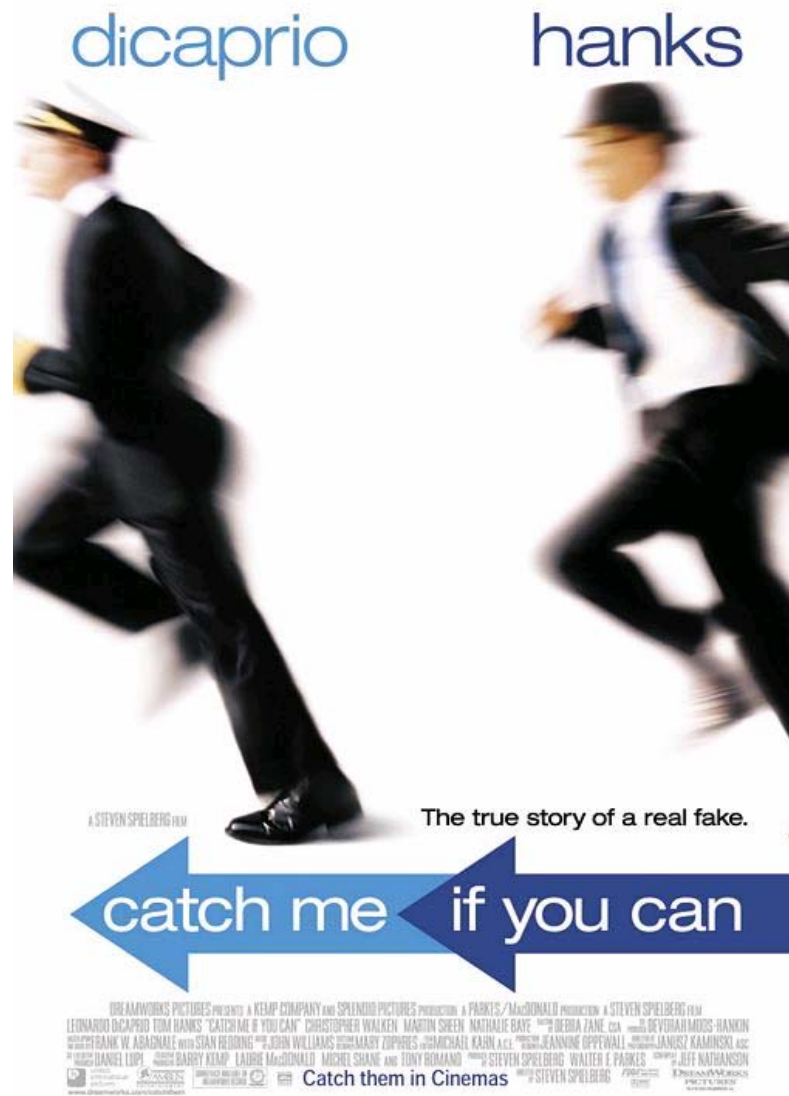
Michelle S. Garfield, The J. Craig Venter Institute, Rockville, Maryland; **Drew Eady**, Massachusetts Institute of Technology, Cambridge, Massachusetts; **Gerald L. Epstein**, Center for Strategic and International Studies, Washington, District of Columbia and **Robert M. Friedman**, The J. Craig Venter Institute, Rockville, Maryland

October 2007

J. Craig Venter
INSTITUTE

CSIS


PIF



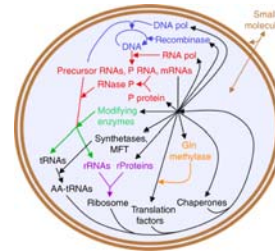
Q&A: Former fraudster Frank Abagnale offers IT security advice

Next generation biotechnology

Applications dependent on synthetic capabilities



single genes*



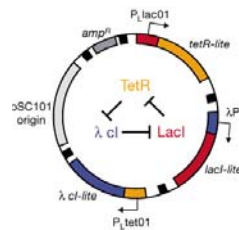
minimal life

base
pairs



genetic circuits, viruses, GEMs

Engineered organisms





LS9, INC.
the renewable petroleum company™





Realizing the Promise of Synthetic Biology

[COMPANY PROFILE](#)

[TECHNOLOGY](#)

[CURRENT PROJECTS](#)


[NEWS](#)

[CAREERS](#)

Welcome



Amyris Biotechnologies is translating the promise of synthetic biology into solutions for real-world problems. Building on advances in molecular, cell and systems biology, we are engineering microbes capable of producing high-value compounds to address major global health and energy challenges. We are employing these living chemical factories to produce novel pharmaceuticals, renewable fuels, and specialty chemicals.



© 2006 AMYRIS BIOTECHNOLOGIES™



The Constructive Biology Company™



[Codon by Country](#) | [Login](#)

[About Us](#) | [Contact Us](#) | [Careers](#) |

[Products](#)

[Applications](#)

[Order](#)

[Support](#)

[Science and Technology](#)

Stop Cloning Genes SYNTHESIZE THEM!

Rapid, high-quality,
low-cost gene synthesis



Gene
Synthesis



Constructed
Variant
Libraries



Constructed
Operons &
Operon Variant
Libraries



Genomic
Engineering



Archemix

The Aptamer Therapeutics Company™



[CONTACT](#) | [SITE MAP](#)

[ABOUT](#) | [SCIENCE](#) | [PRODUCTS](#) | [PARTNERSHIPS & ALLIANCES](#) | [NEWS & INVESTORS](#) | [CAREERS](#)

Investors

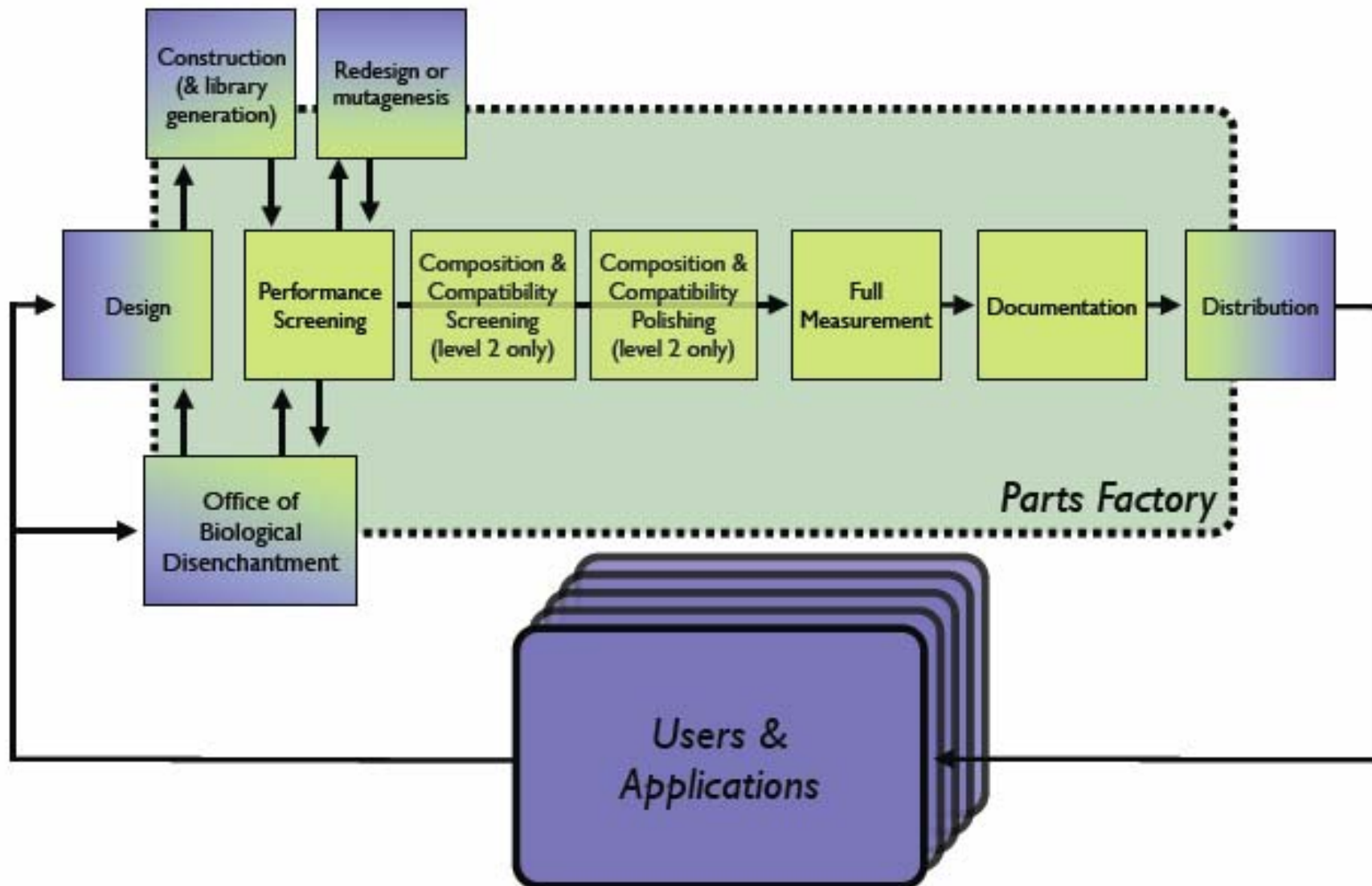
Funded by a syndicate of well-respected, top-tier venture capital firms, Archemix has raised over \$100 million to date.

The Series B round (\$53M, completed 1Q 2004) was led by Highland Capital Partners, and included all of the Series A investors and Athenian Venture Partners.

The Series A round (\$52M, completed 3Q 2002) included lead investors Atlas Venture, Prospect Venture Partners and SV Life Sciences. Other investors included Rho Ventures, Care Capital, MDS Capital, POSCO BioVentures, and US Trust Private Equity.

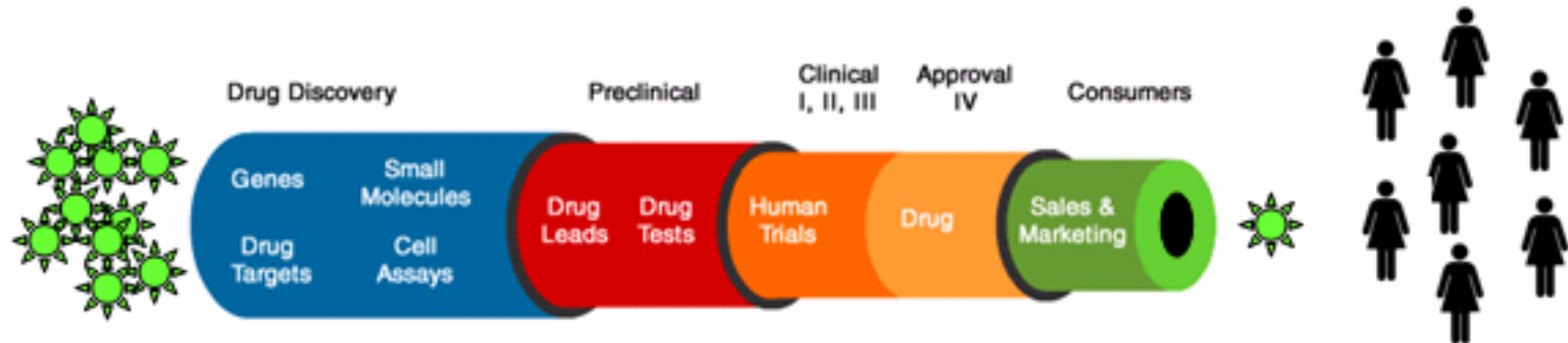
Archemix and Merck KGaA Sign Strategic Alliance

Collaboration to Focus Primarily on Cancer Therapeutics Using Novel Aptamer Technology



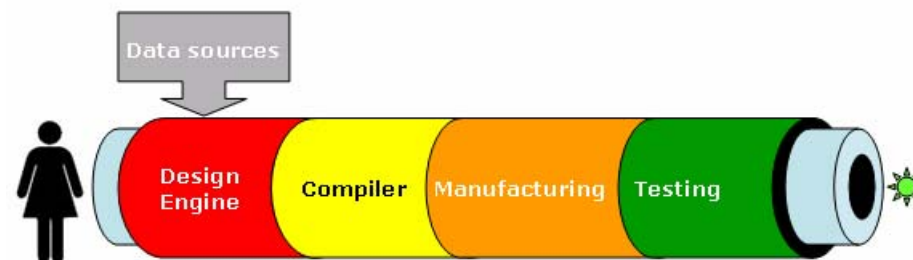


Toward a New Drug Development Pipeline Suitable for Personalized Cancer Therapeutics



Ideally, a next-generation pipeline for effective cancer drugs would:

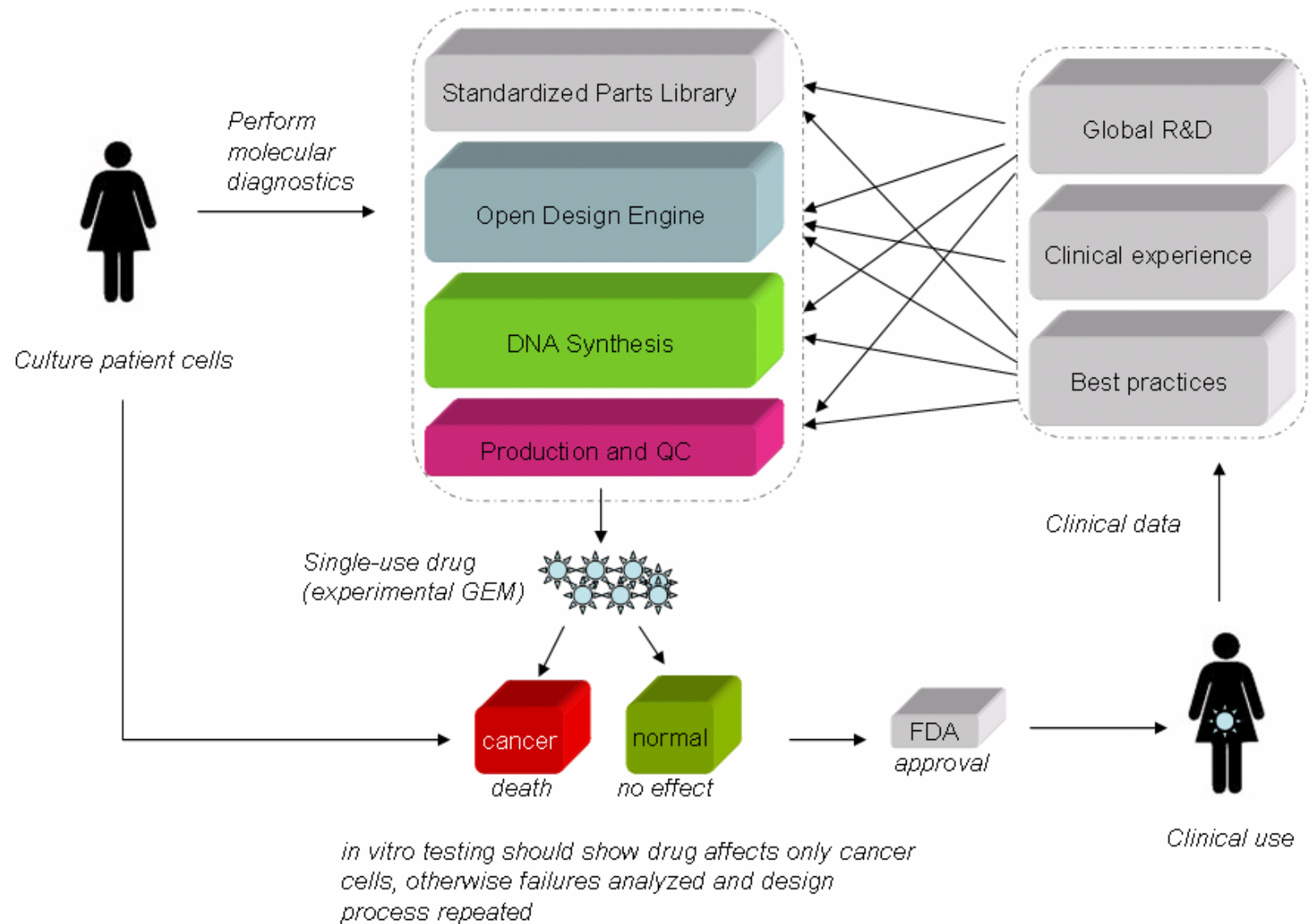
- As an output, produce personalized medicines
- Be able to produce a targeted medicine for every cancer, newly diagnosed or recurring
- Allow for rapid and sustainable development of these outputs
- Have favorable drug development economics, ie. the cost of producing drugs decreases over time
- Make a failure of any drug in the pipeline a trivial event
- Be able to grow in output capacity to satisfy the needs of a global market
- Continuously incorporate the latest understanding and data from molecular biology, oncology, and related sciences, plus growing clinical experience with personalized medicines
- And, finally, ensure the highest possible standards of safety and oversight



Clinical presentation

Open Bio-Fabrication

Shared knowledge base





ARCHON
GENOMICS

XPRIZE

DONATE | X PRIZE FOUNDATION

ARCHON X PRIZE FOR GENOMICS | TEAMS | NEWS & EVENTS | TAKE ACTION | DISCOVER | ABOUT

The breakthrough of our lifetime...
the X PRIZE about each of us.

Revolution Through Competition.

▶ TAKE ACTION



Google Health Wants to Digitize Your Medical Records

Google Health, Mayer says, wants to digitize your health records—x-rays, immunization records, every surgery, every doctor visit, everything. And she wants you to be able to take it with you anywhere in the world, perhaps on some kind of external device. That information will be protected by a password, but you will also be able to share it with your friends and family.

[Home](#)[About](#)[Contact](#)[Jobs](#)

GENETICS IS ABOUT TO GET PERSONAL

🌟 **don't panic, we're here to help**

23andMe is a privately held company developing new ways to help you make sense of your own genetic information.

Opportunities for Alberta if..

- Can think ***BIG*** and move ***Fast***
- Tear down barriers between professions and institutions and think global in scale
- Move aggressively to educate!
- Develop core resources (informational and physical)
- Choose exciting and valuable applications
- Support next-generation industry



[CONTACT US](#) [SITE SEARCH](#) [USER LOGIN](#)

[ABOUT US](#) | [AWARD PROGRAMS](#) | [RESULTS](#) | [INDUSTRY PARTNERSHIPS](#) | [OUTREACH](#) | [COMMUNICATIONS](#)

Alberta Ingenuity operates

the Alberta Heritage Foundation for Science and Engineering Research,
a \$1 billion endowment to support research.

Ingenuity

NEWS

Ingenuity launches bold new \$100 million research program

October 10, 2007 - Ingenuity Accelerators focus on ensuring future prosperity of the province.